

Empire Blue Cross and Blue Shield

New York Provider Manual

Effective November 1, 2021



An Anthem Company

Services provided by Empire HealthChoice HMO, Inc. and/or Empire HealthChoice Assurance, Inc., licensees of the Blue Cross and Blue Shield Association, an association of independent Blue Cross and Blue Shield plans.

Table of Contents

INTRODUCTION AND GUIDE TO MANUAL.....	9
LEGAL AND ADMINISTRATIVE REQUIREMENTS.....	10
Addition of New Providers to a Provider Group Agreement.....	10
Admission, Discharge and Transfer Messaging Data	10
Advance Patient Notice for Use of a Non-Participating Provider.....	10
Advance Patient Notice for Use of an Out-of-Network Breast Reconstruction Surgeon.....	12
Affiliates	14
Clinical Data Sharing.....	14
Complaints.....	14
Coordination of Benefits	15
Co-Payments and Cost-Sharing	15
Dispute Resolution and Arbitration	17
Domestic Violence – Alternate Contact Information.....	19
Financial Institution/Merchant Fees.....	19
Healthcare Provider Performance Evaluations	19
Insurance Requirements	20
Misrouted Protected Health Information (PHI)	20
Network Participation Termination and Appeals	20
Open Practice	23
Open Dialogue	23
Physician Access/Appointment Availability Standards.....	23
Physician Responsibilities	25
Physician Office Lab (POL) List.....	27
Provider and Facility Responsibilities	27
Provider and Facility Digital Engagement.....	28
Referrals	28
Refund Provisions.....	29
Risk Adjustments	31
Transitional Care for New Enrollee.....	33
PROVIDER RESOURCE INFORMATION	33

EMPIRE DIGITAL TOOLS.....	33
Empire Provider Web Site	33
Online Provider DirectorY and Demographic Data Integrity	34
Availity Portal	36
ELIGIBILITY AND MEMBER ID CARD SAMPLES	39
Alpha Prefix Information	39
Suitcase Logos	39
ID card Samples	40
Newborn Enrollment.....	42
CREDENTIALING	43
STANDARDS OF PARTICIPATION	44
CLAIMS SUBMISSION	45
General Guidelines	45
Claim Submission Filing Tips	45
Filing Tips for Contiguous Border County Providers	49
Claim Inquiry/Adjustment Filing Tips	50
Paper Claims Submissions	58
Medical Records Submission (Solicited and Unsolicited)	64
Electronic Data Interchange (EDI).....	66
Overpayments.....	68
Medicare Crossover	69
CLAIM PAYMENT DISPUTES	73
Provider and Facility Claim Payment Dispute Process	73
Claim Payment Reconsideration	74
Claim Payment Appeal.....	74
Required Documentation for Claims Payment AND CODING Disputes.....	75
CLINICAL APPEALS	75
MEMBER QUALITY OF CARE/QUALITY OF SERVICE INVESTIGATIONS	81
Overview	81
Corrective Action Plans (“CAP”).....	82
Reporting	82
Severity Levels for Quality Assurance.....	83

Trend Threshold for Analysis	84
REIMBURSEMENT REQUIREMENTS AND POLICIES	84
Admissions	85
Blood, Blood Products, and Administration	85
Changes during Admission	85
Chargemaster Cap.....	86
Clinic Services	86
Coding Requirements	86
Comprehensive Health Planning	87
Cosmetic and Reconstructive Surgery	87
Courtesy Room	87
Daily Supply or One Time Charge Fees/Items	87
Different Settings Charges	87
Eligibility and Payment	87
Emergency Room Supply and Services Charges	87
Evaluation and Management (E&M) Services	88
Facility Personnel Charges	88
General Industry Standard Language	88
General Rules Relating to Facility Payment Methodologies	88
Home Sleep Study Policy	89
Incidental Procedures	89
Instrument Trays	89
Interim Bill Claims	89
IV Sedation and Local Anesthesia.....	89
Lab Charges	89
Labor Care Charges.....	89
Lesser of Reimbursement	90
Medical Care Provided to or by Family Members	90
Nursing Procedures	90
Operating Room Time and Procedure Charges	90
Other Agreements.....	91
Outpatient CPT Based Claims	91
Personal Care Items	91
Pharmacy Charges	91

Portable Charges	91
Pre-Operative Care or Holding Room Charges	92
Preparation (Set-Up) Charges.....	92
Provider and Facility Records	92
Recovery Room Charges	92
Respiratory Services	92
Rounding of Allowances.....	92
Routine Supplies	93
Special Procedure Room Charge.....	93
Stand-by Charges	93
Stat Charges	93
Submission of Claim/Encounter Data.....	93
Supplies and Equipment	93
Tech Support Charges	94
Telemetry.....	94
Test or Procedures Prior to Admission(s) or Outpatient Services	94
Transfers.....	95
Undocumented or Unsupported Charges	95
Video or Digital Equipment used in Operating Room.....	95
Additional Reimbursement Guidelines for Disallowed Charges	95
CLINICAL PRACTICE GUIDELINES	101
PREVENTIVE HEALTH GUIDELINES	102
MEDICAL POLICIES AND CLINICAL UTILIZATION MANAGEMENT (“UM”) GUIDELINES ...	102
Medical Policy and Clinical Utilization Management (“UM”) Guidelines Distinction	103
Accessing Medical Policies and Clinical UM Guidelines	103
UTILIZATION MANAGEMENT	104
Utilization Management Program	104
UM Definitions.....	104
Program Overview	105
Pre-service Review & Continued Stay Review	106
Medical Policies and Clinical UM Guidelines	106
On-Site Review	106
Discharge Planning.....	107

Observation Bed Policy	107
Retrospective Utilization Management	107
Failure to Comply With Utilization Management Program.....	107
Utilization Statistics Information.....	107
Electronic Data Exchange	108
Interactive Care Reviewer (ICR).....	108
Reversals	109
Reconsideration (peer to peer) and Medical Director Availability	109
Quality of Care Incident.....	109
Audits/Records Requests.....	109
Case Management.....	110
Notification or Precertification Requirements.....	110
Pre-certification of Emergency Services.....	111
Empire's Timeframes for UM Decision Making.....	111
Hospital Admissions and Use of the Last Approved Day (LAD) Report	112
Delay in Service Denials	112
Medical Necessity Denials	113
Specialty Care Center and PCP Specialist Requests	113
Predetermination Overview	113
Empire as Secondary Payor.....	114
AIM SPECIALTY HEALTH® (AIM)	114
Submit Pre-certification/Pre-authorization requests to AIM.....	114
OptiNet® Registration	114
QUALITY IMPROVEMENT PROGRAM	115
Quality Improvement Program Overview	115
Member Rights and Responsibilities	117
Continuity and Coordination of Care	117
Continuity of Care/Transition of Care Program.....	118
Quality-In-Sights®: Hospital Incentive Program (Q-HIP®)	119
Performance Data.....	119
Overview of HEDIS	120
Overview of CAHPS®	120
Medical Record Standards	120
Managed Care Reporting	121

Records, Maintenance, Availability, Inspection and Audit.....	122
Patient Center Primary Care Program (PCPC).....	126
CULTURALLY & LINGUISTICALLY APPROPRIATE SERVICES.....	126
CENTERS OF MEDICAL EXCELLENCE	128
Transplant.....	128
Cardiac Care.....	129
Bariatric Surgery	129
Cancer Care.....	130
Spine Surgery	130
Knee and Hip Replacement	130
Maternity Care	130
Substance Use Treatment and Recovery.....	131
Ventricular Assist Devices.....	131
Cellular Immunotherapy (Chimeric Antigen Receptor Therapy -“CAR-T”)	131
AUDIT AND REVIEW	132
Audit and Review Policy.....	132
FRAUD, WASTE AND ABUSE DETECTION	137
Reporting Fraud, Waste and Abuse	138
Investigation Process	139
Prepayment Review.....	139
Acting on Investigative Findings	140
Recoupment/Offset/Adjustment for Overpayments.....	140
PHARMACY HOME PROGRAM	141
HEALTH INSURANCE MARKETPLACE (EXCHANGES)	142
FEDERAL EMPLOYEE HEALTH BENEFITS PROGRAM (FEHBP)	143
FEHBP Requirements.....	143
Submission of Claims under the FEHBP	143
Erroneous or duplicate Claim payments under the FEHBP	144
Coordination of Benefits for FEHBP	144
FEHBP Waiver requirements	144
FEHBP Member Reconsiderations and Appeals	144
FEHBP Formal Provider and Facility Appeals	145

FEHBP Inpatient Skilled Nursing Facility Care	146
Online information for FEHBP	146
BLUECARD PROGRAM OVERVIEW	146
MEDICARE ADVANTAGE PROVIDER WEBSITE	148
APPENDIX A	149
Americans with Disabilities Act.....	149
Patient's Self-determination Act	149
Assistance for Non-English Speaking Members.....	149
Confidentiality Policy	149
Notice of Privacy Practices (as directed towards Members)	151
Confidentiality of HIV Information	155

Introduction and Guide to Manual

Empire is an independent licensee of the Blue Cross and Blue Shield Association. Empire maintains a network of independent physicians, multi-specialty group practices, ancillary providers and health care facilities contracted to provide health care services to Members.

Empire is committed to working with Providers and Facilities to meet the needs of Members. This Provider Manual (“Manual”) contains important information regarding key administrative requirements, policies and procedures including but not limited to Claims submission, reimbursement and administrative policies and requirements, credentialing, utilization management and quality improvement. This Manual contains many references to additional policies, procedures, forms, and other useful information that will be found and maintained on the website at www.Empireblue.com. The Agreement with Empire requires Providers and Facilities to comply with Empire policies and procedures including those contained in this Manual. Payment may be denied, in full or part, based upon the Provider or Facilities failure to comply with the Manual. However, in the event of an inconsistency between the Agreement and this Manual, the Agreement will govern.

This Manual is intended to support all entities and individuals that have executed a Provider or Facility agreement with Empire. The use of “Provider” within this manual refers to entities and individuals contracted with Empire that submit professional Claims. They may also be referred to as Professional Providers in some instances. The use of “Facility” within this manual refers to entities contracted with Empire who submit institutional Claims, such as Acute General Hospitals and Skilled Nursing Facilities. General references to “Provider Inquiry”, “Provider Website”, “Provider Network Manager” and similar terms apply to both Providers and Facilities.

Capitalized terminology in this Manual is defined in the Empire Facility Agreement or Empire Provider Agreement otherwise referred to in this Manual as “Agreement”. The provisions of this Manual apply unless otherwise required by the Agreement.

This Manual may be updated at any time and is subject to change. If there is a material change to this Manual, then Empire will make reasonable efforts to notify Providers and Facilities in advance of such change through web-posted newsletters or email communications. In such cases, the most recently published information will supersede all previous information and be considered the current directive. The most up-to-date version is available online at empireblue.com.

This Manual is not intended to be a complete catalog of all Empire policies and procedures. Other policies and procedures not included in this Manual may be posted on the Empire website or published in specially targeted communications, including but not limited to bulletins and newsletters. This Manual does not contain legal, tax or medical advice. Providers and Facilities should consult their advisors for advice on these topics.

Compliance with Provider Manual

Provider and Facility agree to abide by, and comply with, Empire’s provider manual and all other policies, programs and procedures established and implemented by Empire. Empire retains the right to add to, delete from and otherwise modify this Manual but will make good faith effort to provide notice to Provider or Facility at least ninety (90) days in advance of the effective date of material modifications. Providers and Facilities must acknowledge this Manual and any other written materials provided by Empire as proprietary and confidential. If there is a conflict with the Manual and the Agreement, the Agreement supersedes. Empire encourages Providers and

Facilities to contact a Empire contracting representative whenever clarification is needed or with any suggestions for improvement to the Manual.

Legal and Administrative Requirements

ADDITION OF NEW PROVIDERS TO A PROVIDER GROUP AGREEMENT

Providers operating under an existing participation agreement, (individual or group) with Empire are required to notify Empire of any new providers joining or leaving the practice at least forty five (45) days in advance.

No provider subsequently joining a practice shall be authorized to render services to Members as a participating provider, until the practice has been notified in writing that Empire or its designee has completed its credentialing review and system upload of such provider and approved his or her participation under the executed participation agreement. In the event that the provider or practice submits claims for new providers prior to Empire completing its credentialing reviews, the provider or practice will hold Empire and Member harmless for the charges.

ADMISSION, DISCHARGE AND TRANSFER MESSAGING DATA

Facilities must provide Empire with, at minimum, Health Level Seven International (HL7) Admission, Discharge and Transfer (ADT) messaging data for all Members on a near real-time basis, including all standard HL7 message events pertaining to ADT as published by HL7. Facility will transfer required message data segments according to the standard HL7 format, or as requested by Empire. For purposes of this section, “near real-time basis” means no later than twenty-four (24) hours from admission, discharge or transfer of any Members.

ADVANCE PATIENT NOTICE FOR USE OF A NON-PARTICIPATING PROVIDER

Consistent with the terms of the participating Agreement, Providers and Facilities are required to refer to participating facilities, physicians, or practitioners. It is important that Members be made fully aware of the financial implications when they are referred by their physician, on a non-urgent basis, to a non-participating provider. It is especially critical to notify Members when using a non-participating provider in their provider’s own office for services such as laboratory, anesthesia, specialty drugs, infusion therapy or durable medical equipment. Likewise, Members should be made aware if their selected participating surgeon has chosen to use a non-participating assistant surgeon or ambulatory surgery center in a scheduled surgery. In both of these cases, the Member has no way of knowing that a non-participating provider was involved in their care unless informed, in advance, by their physician. While certain Members may have out-of network benefits, it is very disconcerting to them when they are presented with unexpected financial obligations for out of network medical services.

In an effort to assist Providers and Facilities in ensuring that Members are active participants in the decision to use a non-participating provider in the situations described, Empire has adopted a policy regarding disclosure to Members when a participating provider involves a non-participating provider in their patient’s care - “[Use of a Non-Participating Provider Advance Patient Notice Policy](#)”. This policy is intended to ensure that patients receive prior notification of

the use of a non-participating provider when the provision of those services is within the control of the physician or other healthcare provider and the patient, in the absence of this notice, is unlikely to be aware that he/she will be receiving care from a non-participating provider until they receive a bill for the services rendered.

This policy is not intended to deter patients from using their out-of-network coverage to the extent available. To the contrary, this policy is designed to ensure that, in non-emergent situations, when Members receive services from a non-participating provider it is because they were involved in the decision making process and made a conscious election. Therefore, we have developed an Advance Patient Notice (APN) to be used when Providers and Facilities deem it necessary to refer out of network for these services. This APN basically provides the patient with the information he or she would need to make an informed decision about coverage and options. Empire expects that Providers and Facilities will provide the patient with this form before involving a non-participating provider in the Member's care in the situations noted and maintain it in their files for future verification and/or audit.

Note that this policy does not apply to emergent situations. Likewise, this policy does not apply when Providers, Facilities or the Member have obtained Empire's prior approval for the referral. When Providers, Facilities or the Member have contacted Empire and received approval in advance to proceed with an out of network service in the Provider office or Facility or use a non-participating surgical assistant in a scheduled surgery, Providers or Facilities may do so, without use of the APN form. As always, Empire will grant approval for the use of non-participating facilities, physicians, or practitioners on an in network basis as provided in the network exception policies (such as when no in network facility, surgeon or practitioners practicing within an appropriate surgical specialty is available to assist in a surgery requiring a surgical assistant) and as provided or required under applicable law. Of course, Empire believes the network is large enough to accommodate the needs of Members through participating physicians and facilities and ask that Providers and Facilities contact Empire if they feel this is not so.

This prior notification must be in the form of the **APN form** for the following non-participating services:

- In Office Anesthesiologist (i.e., anesthesia for in-office surgeries or anesthesia provided in connection with surgery or services performed at a free standing surgical center owned in whole or in part by the referring physician)
- Surgical Assistant (regardless of surgical setting)
- Specialty Drug vendor for specialty drugs provided in the office
- In Office Home Infusion Therapy (HIT)
- In Office Durable Medical Equipment
- Laboratory services for specimens collected in the physician's office when the specimen is sent to a non- participating reference lab
- Ambulatory Surgical Centers (this excludes Hospital Out-patient Ambulatory Surgical Departments)
- Endoscopy Centers
- Office Based Surgical Suites

Examples:

- A participating gastroenterologist is scheduling an endoscopy and plans to use a non-participating anesthesiologist or assistant surgeon. The patient must be presented with

the APN form at the time the procedure is scheduled unless the physician or the patient obtained Empire's approval.

- A participating gastroenterologist is scheduling an endoscopy and plans to use a non-participating Ambulatory Surgical Center or Endoscopy center. The patient must be presented with the APN form at the time the procedure is scheduled unless the physician or the patient obtained Empire's approval
- A provider collects a lab specimen in the provider's office but plans to send specimens to a lab other than Quest Diagnostics, LabCorp of America or another participating laboratory. The patient must be presented with the APN form at the time the procedure is scheduled unless the physician or the patient obtained Empire's approval.
- A participating Primary Care Physician refers to a non-participating specialist and the physician or Member has obtained authorization. The use of the APN form is NOT required.
- A participating orthopedic surgeon refers a Member to a non-participating neuro-surgeon for a future consult in the neurosurgeon's separate office. The use of the APN form is NOT required.
- A physician schedules a procedure at a non-participating surgical suite that is billed as a non-participating facility. The patient must be presented with the APN form before the procedure is scheduled unless the physician or the patient obtained Empire's prior approval.

As noted above, once completed, a copy of the signed form should be kept on file to be provided to Empire upon request. Although the use of the APN form will not be required under some circumstances, the referral shall be subject to Member benefits and any applicable Empire policies including any policies applicable to referrals.

Empire will track the use of nonparticipating facilities, physicians and practitioners in the instances stated above and may request a copy of the APN. Other than an occasional administrative error that can occur, failure to provide a copy of the signed APN will result in an initial warning from Empire. At this time, Empire will not invoke a financial penalty after the initial warning but may elect to update this policy in the future. Repeated failure to comply with this policy, after initial warning, may result in termination from the Empire network.

For a complete listing of Empire's participating physicians, go to empireblue.com and click on "Find Care". It is important to note which network the Member utilizes as a physician's participation with Empire may vary by network.

For any questions about the use of this form or Empire's [Use of a Non-Participating Provider Advance Patient Notice Policy](#); contact a Network Management Consultant. Empire appreciates the cooperation of Providers and Facilities to work together to ensure that Members are active participants in decisions regarding the use of non-participating providers in their healthcare and welcomes feedback regarding the quality and service of the existing network of participating providers.

ADVANCE PATIENT NOTICE FOR USE OF AN OUT-OF-NETWORK BREAST RECONSTRUCTION SURGEON

As noted in Empire's existing "Use of a Non-Participating Provider Advance Patient Notice Policy" which became effective on October 15, 2009, it is important that Members be made fully aware of the financial implications when they are referred by their physician, on a non-emergent basis,

to a non-participating provider. One particular area where we have received complaints is when Members are referred by their in-network mastectomy surgeon to an out-of-network breast reconstruction surgeon when that mastectomy surgeon has recommended that reconstruction surgery be performed in the same operative session as the mastectomy.

Accordingly, Empire has adopted a separate policy entitled “**Advance Patient Notice for Use of an Out-of-Network Breast Reconstruction Surgeon**” to ensure that Empire’s Members receive prior notification of the surgeon’s intent to refer to a non-participating breast reconstruction surgeon when the reconstruction surgery is to be performed in the same operative session as the mastectomy or in a separate operative session. Often, Members mistakenly believe that these breast reconstruction surgeons are participating in Empire’s network because their in-network mastectomy surgeon recommended or referred them to the out-of-network reconstruction surgeon. While some Members may have out of network benefits, others do not. In either case, Members are often surprised and unhappy, when they are presented with unexpected financial obligations for medical services.

Empire have also updated the Advance Patient Notice (APN) form to require advance written notice prior to the member being referred to an out-of-network breast reconstruction surgeon. This new APN form will provide Empire’s Members with the pertinent information to make an informed decision about coverage and options when they are being referred to an out-of-network breast reconstruction surgeon. To comply with this policy, provide the Member with the attached APN form for signature **prior to** scheduling services with or making a referral to, an out-of-network breast reconstruction surgeon, and retain the signed original in their files. This prior notification must be in the form of the enclosed APN. This new policy will require the mastectomy surgeon to know whether the reconstruction surgeon participates in the network.

Example: An in-network breast surgeon is scheduling a mastectomy and plans to use an out-of-network breast reconstruction surgeon as part of the procedure. The Member must be presented with the APN form before the procedure is scheduled or the referral made so that the Member can contact Empire for information about getting an exception approved for the out-of-network breast reconstruction surgeon before the referral is made and the procedure is scheduled.

Note that this policy does **not** apply to emergencies. Likewise, this policy does not apply when Providers or the Member have obtained Empire’s prior approval for the referral. When Providers or the Member have contacted Empire and received approval in advance to proceed with an out of network service or use of an out-of-network physician, Providers may do so without use of the APN form. As always, Empire will grant approval for the use of out-of-network physicians on an in network basis as provided in the network exception policies (such as when no in network surgeon within an appropriate service area is available) or as required under applicable law.

As noted above, once completed, the original signed form should be kept on file to be provided to Empire upon request and a copy should be given to the Member. Although the use of the APN form will not be required under the circumstances identified in the paragraph above, the referral shall be subject to Member benefits and any applicable Empire policies including any policies applicable to referrals. Empire will track the use of out-of-network breast reconstruction surgeons in the instances stated above. Repeated failure to comply with the APN policy, after initial warning, may result in termination from the Empire network.

For a complete listing of Empire network facilities, physicians and providers, go to empireblue.com, or call one of a service representative.

For any questions about the use of the Advance Patient Notice for Use of an Out-of-Network Breast Reconstruction Surgeon form or the Use of a Non-Participating Provider Advance Patient Notice Policy; contact a Network Management Consultant. Empire appreciates the cooperation

of Providers and Facilities to work together to ensure that Members are active participants in decisions regarding the use of out-of-network providers in their healthcare and welcomes feedback regarding the quality and service of the existing network.

This policy is not intended to deter patients from using their out-of-network coverage to the extent available. To the contrary, this policy is designed to ensure that, when Members receive services from an out-of-network breast reconstruction surgeon in non-emergent situations, they are involved in the decision making process.

AFFILIATES

Affiliates are an important concept in Empire's Provider and Facility Agreements, as these entities access the rates, terms or conditions of the agreements.

To view a current listing of Empire Affiliates visit Empireblue.com, select **Providers**, select **Forms and Guides** (under the Provider Resources column), then scroll down and select **Contracting & Updates** in the Category drop down and select **Affiliated Companies**.

CLINICAL DATA SHARING

Empire requires Providers and Facilities to submit clinical data when requested. For details on how to submit clinical data, review the administrative policy by visiting Empireblue.com, select Providers, select **Forms and Guide** (under the Provider Resources column, then scroll down and select **Administrative Policies** in the Category drop down and select **Clinical Data Sharing**.

COMPLAINTS

If the time arises when Providers or Facilities disagree with any of Empire's policies or services, Providers and Facilities may file a complaint,

A complaint is a verbal or written expression of dissatisfaction with any aspect of Empire's business operations not involving a plan decision.

If Providers or Facilities are dissatisfied with any aspect of Empire's policies or practices relating to the delivery of services to Members, Providers and Facilities may file a complaint with Empire. To do so, Providers and Facilities must contact Empire's Provider Services by telephone at 1-800-992-2583, 8:30 a.m. – 5:00 p.m. EST, Monday – Friday or in writing at the address below (No specific form for written complaints is required.)

Empire BlueCross BlueShield
Attn: Provider Services
PO Box 1407
Church Street Station
New York, New York 10008-1407

The complaint and any supporting documentation submitted by a Provider or Facility will be investigated by a qualified Provider Services Representative and the results will be communicated in a written decision within thirty (30) calendar days of receipt of all necessary information.

This process applies to instances in which Empire is not being asked to review or overturn a previous administrative or medical management decision resulting in a claim denial, reduction in claim payment or denial of preauthorization or certification of covered services.

For information on Claims Payment Disputes or Clinical Appeals reference those sections in this Manual.

COORDINATION OF BENEFITS

If a Member or eligible dependent is covered by more than one Health Benefit Plan, the carriers involved work together to prevent duplicate payments for any services. This cooperative effort is called Coordination of Benefits (“COB”), a provision in most Health Benefit Plans.

If a Plan is other than the primary payor, any further compensation to Provider or Facility from Plan or the Member be determined in accordance with the Agreement, the applicable Health Benefit Plan and any applicable Plan written policies and procedures for coordinating benefits. Such compensation from Plan as a secondary payer plus the amounts owed by all other sources, including the Member, shall add up to one hundred percent (100%) of the Plan rate. In cases where the primary payor is Medicare, Plan reimbursement as secondary payor will not exceed the balance after Medicare’s primary payment.

Notwithstanding the foregoing, in no event shall Plan or the Member be required to pay more than they would have paid had the Plan been the primary payor. Providers and Facilities will not collect any amount from the Member if such amount, when added to the amounts collected from the primary and secondary payors, would cause total reimbursement to the Provider or Facility for the Covered Service to exceed the amount allowed for the Covered Service under the Agreement. Further, this provision shall not be construed to require Providers or Facilities to waive Cost Share in contravention of any Medicare rule or regulation, nor shall this provision be construed to supersede any other Medicare rule or regulation. If, under this Section, Providers and Facilities are permitted to seek payment from other sources by reason of the existence of other group coverage in addition to Plan’s Health Benefit Plan. Providers and Facilities may seek payment from the other sources on a basis other than the Plan rate.

Make the Most of the Electronic Coordination of Benefits (COB) Submissions

Availity is Empire’s designated electronic data interchange (EDI) Gateway. Availity provides a Companion Guide, to assist Providers and Facilities with the submission of electronic Claims. The Companion Guide contains complete instructions for the electronic billing of Coordination of Benefit Claims. To learn more, Providers and Facilities should contact their EDI vendor or go to www.availity.com.

When filing Coordination of Benefits Claims on paper submission

Include Explanation of Benefit. (“EOB”) from primary insurance carrier with coordination of benefits (“COB”) Claims submitted for secondary payment.

CO-PAYMENTS AND COST-SHARING

Members are responsible for the co-payment amount indicated on their ID cards. Co-payments apply to home and office visits but do not apply to in-network Annual Preventative Care visits, Well-Child Care visits, or maternity care. There may be exceptions depending on the Member’s contract.

Except for co-payments, which may be collected at the time of service or discharge, Providers and Facilities should not bill the Member for any cost-sharing amounts until he/she has received an explanation of benefits (EOB).

Per the Empire Practitioner Agreement, physician or practitioner agrees to only seek payment from a Member for a health service that is not covered under the Member’s benefit plan, whether it is not covered because it is specifically excluded, is not considered medically necessary or is

considered investigational, when the physician or practitioner has obtained a signed, [Empire Non-Covered Services Notification Wavier](#) which can be found at [empireblue.com](#).

Billing Policy and Procedure Overview

All Claims must be submitted in accordance with the requirements of the provider contract, applicable Member's contract, and this Provider Manual. Providers and Facilities may not seek payment for covered services from the Member, except for any applicable visit fees, co-payments, deductibles, coinsurance, or penalties as described in the Member's contract. In no event should a Provider or Facility require a deposit from a Member prior to providing covered services to the Member. Any Administrative charges applied by physicians must be within Empire's contractual and policies guidelines and should be prominently displayed within the office and disclosed to Members prior to any services be rendered.

NYS HCRA Surcharge Payments

Empire has elected to make the surcharge payments required of certain claims by The New York State Health Care Reform Act ("HCRA") directly to the Office of Pool Administration (the "Pool"). However, certain claims require the provider to submit the applicable surcharge to the Pool. The Explanation of Benefits for these claims note the provider is responsible for remitting the applicable surcharge to the Pool. Empire's 835 electronic invoices display the amount of HCRA surcharge that should be remitted by the provider to the Pool based on the Member's responsibility in the Claims Adjustment Segment (CAS) of OA*137. In both cases, the amount of the surcharge is accounted for and the provider should not add such amount to the amount billed to the member. These claims are discussed below:

No surcharge remittance message present on claims:

For fixed dollar copayments and deductibles, Empire will remit the applicable surcharge directly to the Pool.

Remittance message for coinsurance with surcharge:

For coinsurance, Empire will not pay the applicable surcharge due on the Member's coinsurance nor remit such amount directly to the Pool unless the Member has met the maximum out-of-pocket limit under their contract. Instead, Empire includes the surcharge applicable to the Member's coinsurance in its Patient Responsibility amount and the provider must remit the surcharge to the Pool after collecting such amount from the Member. For example, if the Member's EOB indicates a Patient Responsibility of \$109.63; a Net Amount of \$400.00; and a rate of \$500.00, the amount that exceeds Empire's rate should be remitted to the Pool by the provider, i.e., \$9.63 (\$509.63-\$500.00). The Provider should not bill Members for any amounts above and beyond any Patient Responsibility amounts indicated on the EOB. ***These claims have a claim level message of: An additional amount has been added to the member's coinsurance to represent the Member's share of the NYS HCRA Surcharge on this claim. The provider may not bill the Member more than this additional amount for HCRA surcharge.*** For most remittances, the claim will have a message code of "AIS".

Remittance message for costshare with surcharge:

For cost sharing, Empire will not pay the applicable surcharge due on the Member's cost sharing amount nor remit such amount directly to the Pool. Instead, Empire includes the surcharge

applicable to the Member's cost sharing amount in its Patient Responsibility amount and increases its payment to the provider to include any applicable surcharge. The provider must remit the surcharge to the Pool after collecting such amount from the Member. For example, if the Member's EOB indicates a Patient Responsibility of \$100.00; a Net Amount of \$408.78; and a Rate of \$500.00, the amount that exceeds Empire's rate should be remitted to the Pool by the provider, i.e., \$8.78 (\$508.78-\$500.00). The Provider should not bill Members for any amounts above and beyond any Patient Responsibility amounts indicated on the EOB. **These claims have a claim level message code of "ASM": *An additional amount has been added to the member's costshare to represent the member's share of the NYS HCRA Surcharge on this claim. The provider may not bill the member more than this additional amount for HCRA surcharge.***

DISPUTE RESOLUTION AND ARBITRATION

The substantive rights and obligations of Empire, Providers and Facilities with respect to resolving disputes are set forth in the Empire Provider Agreement (the "Agreement") or the Empire Facility Agreement (the "Agreement"). All administrative remedies set forth above shall be exhausted prior to filing an arbitration demand. The following provisions set forth some of the procedures and processes that must be followed during the exercise of the Dispute Resolution and Arbitration Provisions in the Agreement.

A. Attorney's Fees and Costs

The shared fees and costs of the non-binding mediation and arbitration (e.g. fee of the mediator, fee of the independent arbitrator, etc.) will be shared equally between the parties. Each party shall be responsible for the payment of that party's specific fees and costs (e.g. the party's own attorney's fees, the fees of the party selected arbitrator, etc.) and any costs associated with conducting the non-binding mediation or arbitration that the party chooses to incur (e.g. expert witness fees, depositions, etc.). Notwithstanding this provision, the arbitrator may issue an order in accordance with Federal Rule of Civil Procedure Rule 11.

B. Location of the Arbitration

The arbitration hearing will be held in the city and state in which the Empire office, identified in the address block on the signature page to the Agreement, is located except that if there is no address block on the signature page, then the arbitration hearing will be held in the city and state in which the Empire Plan has its principal place of business. Notwithstanding the foregoing, both parties can agree in writing to hold the arbitration hearing in some other location.

C. Selection and Replacement of Arbitrator(s)

For disputes equal to or greater than (exclusive of interests, costs or attorney's fees) the dollar thresholds set forth in the Dispute Resolution and Arbitration Article of the Agreement the panel shall be selected in the following manner. The arbitration panel shall consist of one (1) arbitrator selected by Provider/Facility, one (1) arbitrator selected by Empire, and one (1) independent arbitrator to be selected and agreed upon by the first two (2) arbitrators. If the arbitrators selected by Provider/Facility and Empire cannot agree in thirty (30) calendar days on who will serve as the independent arbitrator, then the arbitration administrator identified in the Dispute Resolution and Arbitration Article of the Agreement shall appoint the independent arbitrator. In the event that any arbitrator withdraws from or is

unable to continue with the arbitration for any reason, a replacement arbitrator shall be selected in the same manner in which the arbitrator who is being replaced was selected.

D. Discovery

The parties recognize that litigation in state and federal courts is costly and burdensome. One of the parties' goals in providing for disputes to be arbitrated instead of litigated is to reduce the costs and burdens associated with resolving disputes. Accordingly, the parties expressly agree that discovery shall be conducted with strict adherence to the rules and procedures established by the mediation or arbitration administrator identified in the Dispute Resolution and Arbitration Article of the Agreement, except that the parties will be entitled to serve requests for production of documents and data, which shall be governed by Federal Rules of Civil Procedure 26 and 34.

E. Decision of Arbitrator(s)

The decision of the arbitrator, if a single arbitrator is used, or the majority decision of the arbitrators, if a panel is used, shall be binding. The arbitrator(s) may construe or interpret, but shall not vary or ignore, the provisions of the Agreement and shall be bound by and follow controlling law including, but not limited to, any applicable statute of limitations, which shall not be tolled or modified by the Agreement. If there is a dispute regarding the applicability or enforcement of the class waiver provisions found in the Dispute Resolution and Arbitration Article of the Agreement, that dispute shall only be decided by a court of competent jurisdiction and shall not be decided by the arbitrator(s). Either party may request a reasoned award or decision, and if either party makes such a request, the arbitrator(s) shall issue a reasoned award or decision setting forth the factual and legal basis for the decision.

The arbitrator(s) may consider and decide the merits of the dispute or any issue in the dispute on a motion for summary disposition. In ruling on a motion for summary disposition, the arbitrator(s) shall apply the standards applicable to motions for summary judgment under Federal Rule of Civil Procedure 56.

Judgment upon the award rendered by the arbitrator(s) may be confirmed and enforced in any court of competent jurisdiction. Without limiting the foregoing, the parties hereby consent to the jurisdiction of the courts in the State(s) in which Empire is located and of the United States District Courts sitting in the State(s) in which Empire is located for confirmation and injunctive, specific enforcement, or other relief in furtherance of the arbitration proceedings or to enforce judgment of the award in such arbitration proceeding.

A decision that has been appealed shall not be enforceable while the appeal is pending.

F. Confidentiality

Subject to any disclosures that may be required or requested under state or federal law, all statements made, materials generated or exchanged, and conduct occurring during the arbitration process including, but not limited to, materials produced during discovery, arbitration statements filed with the arbitrator(s), and the decision of the arbitrator(s), are confidential and shall not be disclosed in any manner to any person who is not a director, officer, or employee of a party or an arbitrator or used for any purpose outside the arbitration. If either party files an action in federal or state court arising from or relating to a mediation or arbitration, all documents must be filed under seal to ensure that confidentiality is maintained. Nothing in this provision, however, shall preclude Empire or its parent company from disclosing any such details regarding the arbitration to its accountants, auditors, brokers, insurers, reinsurers or retrocessionaires or affiliates and

Other Payors whose Claims have been at issue in the arbitration, including Administrative Services Only (ASO) groups and other Blue Plans,

DOMESTIC VIOLENCE – ALTERNATE CONTACT INFORMATION

A new law in New York allows Members who are victims of domestic violence to ask their insurer to send mail with personal information to an alternate address. Empire will honor any reasonable request to use an alternative address or alternative means of communication if a Member tells Empire that directing coverage or claims-related information to the policyholder address poses a threat to the covered person or a child covered under the policy.

Be sure to share this information with Members. A Member can call Empire at the Member Services phone number on their Empire ID card or write to Empire to make a request. A notice with additional information for Members, that can be printed and posted in the Provider office, can be obtained online at empireblue.com.

Encourage any Member who may be a victim of domestic violence to call for help.

New York State Domestic and Sexual Violence Hotlines:

1-800-942-6906 (English)

1-800-942-6908 (Spanish)

1-800-621-HOPE (4673) or dial 311 (In NYC)

1-866-604-5350 (TTY)

Empire is committed to working with Members and their providers to help Members stay safe.

FINANCIAL INSTITUTION/MERCHANT FEES

Providers and Facilities are responsible for any fees or expenses charged to it by their own financial institution or payment service provider.

HEALTHCARE PROVIDER PERFORMANCE EVALUATIONS

Empire has developed certain provider evaluation and/or performance policies which includes but is not limited to:

- The information maintained by Empire to evaluate the performance/practice of health care professionals
- The criteria against which the performance of health care professionals will be evaluated
- The process used to perform the evaluation
- The information used to evaluate the providers performance will be shared with the provider to the extent applicable.
- Empire shall make available on a periodic basis and upon the request of the provider to the extent applicable, the analysis used to evaluate the provider's performance
- Each provider shall be given the opportunity to discuss the unique nature of the provider's professional patient population which may have bearing on the provider and to work cooperatively with Empire to improve performance

INSURANCE REQUIREMENTS

- A. Providers and Facilities shall, during the term of this Agreement, keep in force with insurers having an A.M. Best rating of A minus or better, or self-insure, the following coverage:

Professional liability/medical malpractice liability insurance which limits shall comply with all applicable state laws and/or regulations, and shall provide coverage for claims arising out of acts, errors or omissions in the rendering or failure to render those services addressed by this Agreement. In states where there is an applicable statutory cap on malpractice awards, Providers and Facilities shall maintain coverage with limits of not less than the statutory cap.

If this insurance policy is written on a claims-made basis, and said policy terminates and is not replaced with a policy containing a prior acts endorsement, Providers and Facilities agree to furnish and maintain an extended period reporting endorsement ("tail policy") for the term of not less than three (3) years.

Workers' Compensation coverage with statutory limits and Employers Liability insurance.

Commercial general liability insurance for Providers and Facilities for bodily injury and property damage, including personal injury and contractual liability coverage.

For Ambulance/Medical Transportation Providers Only, in addition to the above:

Auto Liability insurance which complies with all applicable state laws and/or regulations, and shall provide coverage for claims arising out of acts, errors or omissions in the rendering or failure to render services.

For Air Ambulance Providers Only, in addition to the above:

Aviation Liability insurance with limits of not less than \$1,000,000 per occurrence and \$2,000,000 in the aggregate.

- B. Providers and Facilities shall provide Empire with Evidence of Coverage (EOC) certificates upon execution of this Agreement and upon request during the Agreement Period. Providers and Facilities shall notify Empire of a reduction in, cancellation of, or lapse in coverage within ten (10) days of such a change.

MISROUTED PROTECTED HEALTH INFORMATION (PHI)

Providers and Facilities are required to review all Member information received from Empire to ensure no misrouted PHI is included. Misrouted PHI includes information about Members that a Provider or Facility is not currently treating. PHI can be misrouted to Providers and Facilities by mail, fax, email, or electronic remittance. Providers and Facilities are required to immediately destroy any misrouted PHI or safeguard the PHI for as long as it is retained. In no event are Providers or Facilities permitted to misuse or re-disclose misrouted PHI. If Providers or Facilities cannot destroy or safeguard misrouted PHI, Providers and Facilities must contact Provider Services to report receipt of misrouted PHI.

NETWORK PARTICIPATION TERMINATION AND APPEALS

Purpose and Goal

The Network Practitioner Termination and Appeals Policy and Procedure is designed to define the criteria by which Empire evaluates certain managed healthcare practitioners participating in the network for possible termination or other actions, as necessary.

Policy Statement

Empire contracts with various practitioners so that it can offer quality, accessible, cost-efficient healthcare to its managed care network Members. Empire monitors the care provided by the practitioners participating in network and re-credentials them every three years to ensure that such healthcare is being rendered.

Participation Termination and Appeals

Certain circumstances, including but not limited to, professional misconduct of a participating practitioner within the managed care network may require Empire to take certain actions with respect to the practitioner's participation in the network. Actions may include termination of the practitioner's network participation privileges, as set forth below.

Voluntary Terminations

- All providers who wish to terminate their contractual relationship with Empire must abide by the terms of the provider agreement, including but not limited provisions concerning notice and continuation of care (See Continuity of Care)

Non-Renewals

- Empire may elect to non-renew a provider's agreement and will provide notice of non-renewal in accordance with the terms of the provider agreement. Please note that non-renewal is not considered a termination under New York Public Health Law 4406-d.

Immediate Terminations

- Immediate Terminations can occur in the following instances:
 - Sanctioned, debarred or excluded from participation in any of the following programs: Medicare, Medicaid or Federal Employee Health Benefit Plan.
 - A determination that the conduct of a participating practitioner in Empire's managed care network poses the threat of imminent harm to the health of network Members; or
 - A finding that a participating practitioner in Empire's managed care network has perpetrated an act of fraud; or
 - A final disciplinary action by a state licensing board or other governmental agency that impairs the ability of a participating practitioner in Empire's managed care network to practice.
- In the above cases, the participating practitioner in Empire's managed care network will be immediately terminated from all managed care networks and will not be eligible for hearing.

Administrative Terminations

- These can occur when an administrative issue arises with respect to a participating practitioner in Empire's managed care network and may include, but is not limited to, noncompliance with Empire's policies and procedures, such as Empire's Advance Patient Notice policy (APN). Please see below for hearing procedures.

Hearings:

- If Empire proposes to terminate a health care professional's agreement and that health care professional is entitled to a hearing under New York law, the following process shall apply:

- The termination notice shall include:
 - The reason(s) for the proposed termination and
 - Notice that the health care professional has the right to request a hearing or review, at the health care professional's discretion, before a panel appointed by Empire;
 - A statement that the health care professional has 30 days to request a hearing; and
 - A statement that Empire will schedule a hearing date within thirty days after the date of its receipt of a request for a hearing.

A health care professional's failure to submit a request for a hearing within 30 days will be deemed a waiver of any hearing rights. The proposed contract termination will become final and the Provider will not be afforded any additional appeal rights.

The hearing panel will be comprised of a minimum of three persons, of whom at least one-third will be a clinical peer in the same discipline and the same or similar specialty as the health care professional. The panel can consist of more than three persons, provided the number of clinical peers constitutes one-third or more of the total membership. The hearing panel will render a decision in a timely manner. Decisions will include one of the following and will be provided in writing to the provider: reinstatement; provisional reinstatement with conditions set forth by Empire, or termination. Decisions of termination shall be effective not less than 30 days after the receipt by the health care professional of the hearing panel's decision. In no event shall determination be effective earlier than 60 days from receipt of the notice of termination.

Limitation on Terminations

- A practitioner's network participation privileges will not be terminated due to any of the following reasons:
 - Advocating on behalf of a Member
 - Filing a complaint against Empire
 - Appealing a decision by Empire

Providing information or filing a report that Empire engaged in conduct prohibited pursuant to Section 4406-c of the Public Health Law Requesting a hearing or review

Appeals Process

Empire has established policies for monitoring and re-credentialing participating providers inclusive of HDO's who seek continued participation in one or more of Empire's networks. Information reviewed during this activity may indicate that the professional conduct and competence standards are no longer being met, and Empire may wish to terminate providers. Empire also seeks to treat participating and applying providers fairly, and thus provides participating providers with a process to appeal determinations terminating participation in Empire's networks for professional competence and conduct reasons, or which would otherwise result in a report to the National Practitioner Data Bank (NPDB). Additionally, Empire will permit providers (including HDO's) who have been refused initial participation the opportunity to correct any errors or omissions which may have led to such denial (Informal/ Reconsideration only). It is the intent of Empire to give practitioners the opportunity to contest a termination of the practitioner's participation in one or more of Empire's networks or programs and those denials of request for initial participation which are reported to the NPDB that were based on professional competence and conduct considerations. Immediate terminations may be imposed due to the practitioner's suspension or loss of licensure, criminal conviction, or Empire's determination that the practitioner's continued participation poses an imminent risk of harm to Empire's Members. A

practitioner whose license has been suspended or revoked has no right to Informal Review/Reconsideration or Formal Appeal.

Reporting Requirements

When Empire takes a Professional Review Action with respect to a professional provider's participation in one or more Empire networks, Empire may have an obligation to report such to the NPDB and/or HIPDB. Once Empire receives a verification of the NPDB report, the verification report will be sent to the state licensing board. The credentialing staff will comply with all state and federal regulations in regard to the reporting of adverse determinations relating to professional conduct and competence. These reports will be made to the appropriate, legally designated agencies. In the event that the procedures set forth for reporting reportable adverse actions conflict with the process set forth in the current National Practitioner Data Bank (NPDB) Guidebook and the Healthcare Integrity and Protection Data Bank (HIPDB) Guidebook, the process set forth in the NPDB Guidebook and the HIPDB Guidebook will govern.

OPEN PRACTICE

Provider shall give Plan sixty (60) days prior written notice when Provider no longer accepts new patients.

OPEN DIALOGUE

Empire places no restrictions of any kind on open dialogue between Providers and their patients. Providers are encouraged to discuss all treatment options, regardless of costs or coverage. Providers may also advocate on a Member's behalf, or file complaints with Empire or government agencies about Empire's practices that the Provider or Facility may believe affect quality or access of care.

PHYSICIAN ACCESS/APPOINTMENT AVAILABILITY STANDARDS

General Availability Standards

Members must be able to access their PCP 24 hours a day, 7 days a week. As the Member's healthcare manager, the PCP is responsible for providing or arranging healthcare services on a 24/7 basis. (An answering machine does not suffice as access to the provider.) The PCP must also have a method to inform his or her Empire Members about regular office hours and how to obtain care after office hours.

When off-duty or otherwise unavailable, the PCP must arrange for back-up coverage by a network physician so that appropriate medical care is available to Members at all times. The PCP must have available the name, telephone number and address of the physician(s) responsible for providing back-up services to patients. The PCP should contact Empire Physician Services at 1-800-552-6630, 8:30 a.m. to 5:00 p.m. EST, Monday to Friday or Provider Data Management via fax at 1-518-367-3103 if the designated back-up changes.

The designated back-up physician(s) must participate in the same network and be a comparably trained practitioner as noted below:

- Family Practice - can be backed up by a provider that with the following specialties:
Family Practice; General Practice and/or a combination consisting of Internal Medicine – for adults and Pediatrics for Children.
- General Practice - can be backed up by a provider with the following specialties:

Family Practice; General Practice and/or a combination consisting of Internal Medicine – for adults and Pediatrics for Children.

- Internal Medicine - can be backed up by a provider with the following specialties:
Internal Medicine or Family Practice.
- Pediatrics - can be backed up by a provider with the following specialties:
Family Practice or Pediatrics

The back-up physician is responsible for communicating with the PCP about patient care he or she rendered. Documentation of all healthcare services provided by the back-up physician must be summarized in the patient's medical record including all pertinent Facility services.

If a Member is out of the area and contacts Empire with an urgent or emergent situation, the patient will be informed to call his or her PCP directly. If this is not possible, the patient will be told to contact the PCP's back-up physician.

Annually, Empire will conduct an audit of the after hour availability coverage for PCP network participation to ensure compliance.

Compliance will be met if:

- A live person is reached within two phone calls.
- If an answering service is reached; compliance will be met if the service is cooperative in confirming their association with the physician and identifies how the physician can be reached (ex. pager; calls patched to physician)

In no event shall the messages refer the Member to the ER unless it is a true emergency or advise to call back during normal business hours

Appointment Availability Standards

The following are considered minimums for patient accessibility. Obviously, excellent care and service will often require significantly better performance.

For HMO and POS Members, the PCPs must be in the office treating patients a minimum of 16 hours a week per office location.

Patients should not wait for more than 15 minutes past their appointment time without an explanation about the delay and if necessary, provided with an opportunity to reschedule the appointment.

The physician must be able to schedule appointments within the following time frames:

Type of Appointment	Time Frame
Routine baseline physical exam	Within 4 weeks
Routine follow-up care	Within 2 weeks
Urgent Care	Within 24 hours
Non-Urgent Care	Within 5 days
Emergency Care	Within 2 hours or triage to emergency room
Initial prenatal exam	Within 3 weeks
Initial newborn exam	Within 2 weeks

Availability standards will be monitored through:

- On-site visits by Network Management Consultant,
- Review of appointment books,
- Member satisfaction surveys, and
- Member complaints

PHYSICIAN RESPONSIBILITIES

All participating providers are expected to comply with certain standards regardless of the networks in which they participate. These include:

- Following Empire's access/appointment availability standards
- Following Empire's managed care requirements (if applicable to the Member's benefit plan). Adhering to Empire's standard practice guidelines
- Submitting Claims for Members, accepting program/network fee schedule and not balance billing Members for covered services
- Not prohibiting Members from completing Empire surveys and/or otherwise expressing their opinion regarding services received from physicians or providers
- Will not differentiate, or discriminate against any Member as a result of his/her enrollment in a Plan, or because of race, color, creed, national origin, ancestry, religion, sex, marital status, age, disability, payment source, state of health, need for health services, status as a litigant, status as a Medicare or Medicaid beneficiary, sexual orientation, or any other basis prohibited by law. Provider shall not be required to provide any type, or kind of Health Service to Covered Members that it does not customarily provide to others.

HMO Physicians

Physicians participating in the HMO-based networks have certain additional responsibilities, based upon their roles as primary care physicians and/or referral specialists.

Primary Care Physicians

A Primary Care Physician (PCP) is a family physician/family practitioner, general practitioner, internist or pediatrician who is responsible for delivering and/or coordinating care. PCPs must:

Be accessible 24 hours a day, 7 days a week and provide back-up coverage

Provide or arrange for all care delivered to HMO Members

Provide written referrals to referral specialists, to the extent required by the Member's benefit plan.

Monthly Membership Reports

HMO primary care physicians (PCPs) receive a managed-care monthly membership report during the first week of every month. These reports list Members who have selected the physician as their PCP. The reports contain information about Members including: ID number, date of birth, co-payment and the effective date. In addition to listing current and new Members, the reports list Member cancellations. PCPs should review these reports and keep them on file.

For Direct HMO, a monthly report also is issued to PCPs. This report contains information about Direct HMO Members' visits to specialists and notes the dates that care was delivered and the

type of service. This report facilitates the PCP's awareness of specialist services being provided to the PCP's Direct HMO Members.

Physicians shall maintain a minimum of 100 patients as their patient load. Physician can close their practice to new patients once this minimum level has been reached. The physician will give Empire one hundred twenty (120) days prior written notice when the physician will no longer be accepting new patients.

Referral Specialists

Providers credentialed by Empire as specialists must:

- Provide specialty care as authorized by PCP
- Obtain a referral for all Members who have an HMO product, except those with Direct HMO
- Provide the Member's PCP with a report on care rendered in a timely manner

PCP who also participates as a Referral Specialist

If a physician has been credentialed by Empire as both a PCP and a Referral Specialist, the following apply:

- If a Member has selected the physician as their PCP, the provider cannot bill for a consultation since they are already treating the Member
- If the physician is listed as a back-up to another PCP, the system will process the claim as a back-up provider and not allow a consultation unless a referral is on file.
- If the Member has another physician as their PCP, the Member needs to obtain a referral to the Referral Specialist

Provider Status Changes

Physicians may change their specialty status based on the needs of their patient base.

A provider could request any of the following status changes:

- Referral Specialist (RS) to PCP
- PCP to RS
- RS to Both (PCP/RS)
- PCP to Both (PCP/RS)

Requests should be sent in writing and include a copy of their board certification status for the specialties or documentation of equivalent training in the specialty. All requests should be mailed to a Network Management Consultant.

All requests are subject to approval by the Credentialing Committee. A Network Management Consultant will communicate directly to the Provider or Facility the decision reached by the Committee

Specialty Care Coordinator or Center

A Specialty Care Coordinator is a network Referral Specialist with experience treating the Member's condition or disease that assumes the role of the PCP and provides and/or coordinates the Member's primary and specialty care.

Members who have HMO-based products with a degenerative, disabling, or life-threatening condition or disease that requires specialized medical care for a prolonged period of time may select a Referral Specialist as a Specialty Care Coordinator. Such conditions include, but are not limited to: HIV/AIDS, cerebral palsy, cystic fibrosis, cancer, hemophilia, multiple sclerosis, sickle cell disease, spinal cord injury and conditions that require organ transplants.

If a Provider is a Referral Specialist and would like to receive information on becoming a Specialty Care Coordinator for a specific Member, contact Empire's Medical Management Department at 1-800-441-2411, 8:30 a.m. to 5:00 p.m. EST, Monday to Friday.

Hospital Privileges

Physicians shall maintain an affiliation with at least one hospital in each network in which such Physician participates, and shall admit Covered Persons only to network hospitals when required under the terms of the Covered Person's Health Benefit Program. Physician shall inform Empire immediately in the event such affiliation with a network hospital is discontinued.

If the physician has a sole affiliation with a network hospital and the network hospital has given notice to leave the network, Empire will communicate via letter of the pending hospital termination and request that those with sole affiliation notify Empire or obtain alternate affiliation. The letter will also explain the potential impact on the Provider's participation status if alternate affiliations are not obtained.

In the event that alternate affiliations are not obtained, Physicians shall seek a participating PCP backup that will agree to admit the Provider's patients for inpatient care. Both the backup physician and the impacted sole affiliated physician will follow the guidelines of the Exception Backup Policy by completing the appropriate Hospital Coverage document that can be found at empireblue.com.

PHYSICIAN OFFICE LAB (POL) LIST

Empire will allow participating HMO, POS, PPO and EPO network physicians to perform select laboratory services in their office. The lab services are listed on the Physician Office Lab (POL) list.

The Member must be referred to a participating laboratory for lab services not included on the POL list. Claims submitted to Empire for laboratory services not on the POL list will be denied and the Member cannot be balance billed.

The POL list does not apply to Empire's indemnity plans. Empire's POL list can be found at empireblue.com > Find Forms> [Physician Office Lab \(POL\) list](#).

PROVIDER AND FACILITY RESPONSIBILITIES

Providers and Facilities are responsible for notifying Empire when changes occur within the Provider practice or Facility. All changes must be approved by Empire. Providers and Facilities should reference their Agreement for specific timeframes associated with change notifications.

Examples of these changes include, but are not limited to:

- adding new or removing practitioners to the group
- change in ownership
- change in Tax Identification Number
- making changes to demographic information or adding new locations

- selling or transferring control to any third party
- acquiring other medical practice or entity
- change in accreditation
- change in affiliation
- change in licensure or eligibility status, or
- change in operations, business or corporation

PROVIDER AND FACILITY DIGITAL ENGAGEMENT

Empire expects Providers and Facilities will utilize digital tools unless otherwise mandated by law or other legal requirements for transactions such as filing claims, verifying eligibility and benefits, etc. Providers and Facilities should refer to the guidance included throughout the Provider Manual where digital tools are available. For a complete list of digital tools, refer to the Provider Digital Engagement Supplement located on Empireblue.com. To access the Provider Digital Engagement Supplement, go to **Empireblue.com**, select **Providers**, select **Forms and Guide** (under the Provider Resources column, select Category **Digital Tools** and scroll to the **Provider Digital Engagement Supplement**).

REFERRALS

For Members covered under HMO and POS plans that utilize a PCP gatekeeper, it is the responsibility of the PCP (or OBGYN for OBGYN diagnosis related illnesses or the specialty care coordinator, if applicable) to complete referral forms when authorizing services from participating referral specialists. Referral forms are available in the “Sample Forms” section of this Provider Manual or at empireblue.com.

The PCP (or OBGYN or Specialty Care Coordinator) completes a referral form for participating referral specialists’ services (physician and non-physician), including office-based procedures.

No referral form is required for:

- Participating laboratory and radiology services (including ultrasounds, mammograms, CT scans and amniocentesis) Pediatrician exams of well newborns
- Routine vision exams, eyeglass lenses and frames
- No referral from the PCP is required for an OB/GYN to provide the following:
 - Two semiannual Well-Woman office exams*
 - Office-based care resulting from previous OB/GYN
 - Office exams for treatment of acute gynecological conditions
 - Maternity Care

* “Well-Woman Care” includes a pelvic examination, breast exam, collection and preparation of a Pap smear and laboratory and diagnostic services provided in evaluating the Pap smear.

Note: At the time of publication of this Provider Manual, the Empire products that utilize a PCP gatekeeper model are Empire HMO, Empire Direct Pay HMO, Empire Direct Pay POS and Healthy New York. Referrals are NOT required for Direct HMO, Direct POS, or Direct Share POS.

The Referral Form:

- Should indicate the reason for the referral;
- Is valid for 90 days from the effective date, unless otherwise noted*;

- Should indicate the number of visits authorized by the PCP
- Includes authorization for office-based procedures by the participating specialist (for covered and medically necessary services)
- Should have all required fields completed

Note that a Referral Specialists may request a standing referral for any HMO Member from the Member's PCP. Standing referrals are valid for up to 365 days from the date the referral is written.

The referral form serves to introduce the patient to the specialist. It gives the specialist background information and the reason for the referral. The referral form also authorizes payment to the participating specialist, provided that the services are covered and medically necessary. Visits must take place within the authorization period. If additional visits are necessary after the authorization period, a new referral form is required. Services cannot be authorized retrospectively.

All covered services performed by a participating provider during an authorized visit and within the terms of the contract are automatically authorized for that provider. For example, the provider may draw blood or perform multiple office-based services when the services are directly related to the reason for referral. This includes services with 90000 series CPT codes.

A referral is valid for only one provider. Specialists may not refer patients to other physicians. In addition, if services are to be performed at a site other than the specialist's office (e.g., in the outpatient department of a Facility), a new referral form is required. However, this does not apply to laboratory or X-ray facilities on the specialist's premises or in participating facilities.

In Network Referrals and Transfers

Providers shall when medically appropriate, refer and transfer Covered Members to Participating Providers and Facilities. Additionally, Provider represents and warrants that he/she does not give, provide, condone or receive any incentives or kickbacks, monetary or otherwise, in exchange for the referral of a Covered Member, and if a Claim for payment is attributable to an instance in which Provider provided or received an incentive or kickback in exchange for the referral, such Claim shall not be payable and, if paid in error, shall be refunded to Empire.

Referrals to Non-Participating Providers

For products with no out of network benefits, Referral requests to an out of network provider should be made through Medical Management based on the benefit plan for the Member when either the network does not include an available provider with the appropriate training and experience to meet the needs of the Member or medically necessary services are not available through the network providers. The referral will be reviewed by Empire for medical appropriateness and an approval or denial provided.

For non-emergent service the Member may not use a non-participating provider unless there is no specialist in the network that can provide the required treatment.

If Providers need to request an out of network referral, contact Empire's Medical Management Department at 1-800-441-2411, 8:30 a.m. to 5:00 p.m. EST, Monday to Friday.

REFUND PROVISIONS

Provider and Facility Refund Policy

In the event that Empire makes an overpayment, erroneous payment or a payment which otherwise exceeds the amount of the contractual obligation of the Agreement, Empire will provide Provider or Facility with thirty (30) days' notice and Provider or Facility shall refund such payment

to Empire or obtain Empire's consent to an alternative payment arrangement on or before the expiration of the thirty (30) day notice period. In the event Provider or Facility fails to refund or repay any amounts owed to Empire within the thirty (30) days and the amount is not appealed, then Empire shall then be permitted to offset such refund amounts from other claims or to reach an agreement with Provider or Facility as to a schedule for repayment of such funds. Notice shall not be required for routine adjustments of claims (i.e., duplicative payments or claims payment errors).

Subject to the below exception, no later than two (2) years after full payment to Provider or Facility, Empire may subsequently review the appropriateness of any bill and Claim payment of a clinical nature; provided, however, that Empire shall notify Provider or Facility of the particular case under review within thirty (30) days of the commencement of such review and such review shall be completed and notice of the results provided to Provider or Facility no later than one hundred twenty (120) days after it was commenced. Notwithstanding the foregoing, for Empire's State of New York group customers, City of New York group customers and for the Federal Employee Benefit Program, the post payment review period shall be expanded to six (6) years from the end of the calendar year in which the Claim was submitted. The notice from Empire shall state the specific reason(s) why Empire believes the initial payment determination was incorrect and/or request all additional information needed by Empire to review such determination. Notwithstanding the foregoing, the above listed time limits shall not apply to overpayment recovery efforts that are (1) based on reasonable belief of fraud or other intentional misconduct, or abusive billing, (2) required by, or initiated at the request of, a self-insured plan, or (3) required or authorized by a state or federal government program or coverage that is provided by this state or a municipality thereof to its respective employees, retirees or Members.

Negative Payment Adjustments

The process of reducing future payments by the amount that was adjusted or overpaid is called "negatively adjusting the facility's account." This is done by systematically retracting a claim payment and placing a "negative balance" on the facility's account. The EOB will show a minus sign next to the "Payment" column. When this occurs, the overpayment should be removed from the account(s) in question and used to credit the other accounts paid on the remittance advice.

A large retraction may not be satisfied on one EOB. Occasionally, a negative balance will carry over to future EOBs. When this occurs, the EOB will show claim payments but no check will be issued. The total amount paid will appear at the end of the EOB in the "Net Amount Paid" field.

The "Adjustment from Previous Balance" field will indicate how much money from the previous retraction should be used to satisfy the accounts that appear on this EOB. The original retraction will not be shown on each individual EOB; it will appear only on the EOB from which it was originally taken.

It is very important to keep track of the original retraction so that all of the accounts involved may be correctly credited.

Contact Provider Services with any questions about payment adjustments and have the following information ready before calling:

- The Provider or Facility's tax identification number
- The six-digit Medicare provider number or National Provider Identifier (NPI) number
- The Member's identification number
- The patient's name, date of birth, date of service and Claim number (if available)

This information will help to expedite the request. Provider Services is available at 1-800-992-BLUE (2583) Monday – Friday, 8:30 am – 5:00 pm.

RISK ADJUSTMENTS

Compliance with Federal Laws, Audits and Record Retention Requirements

Medical records and other health and enrollment information of Members must be handled under established procedures that:

- Safeguard the privacy of any information that identifies a particular Member;
- Maintain such records and information in a manner that is accurate and timely; and
- Identify when and to whom Member information may be disclosed.

In addition to the obligation to safeguard the privacy of any information that identifies a Member, Empire, Providers and Facilities are obligated to abide by all Federal and state laws regarding confidentiality and disclosure for medical health records (including mental health records) and enrollee information.

Encounter Data for Risk Adjustment Purposes

Commercial Risk Adjustment and Data Submission: Risk adjustment is the process used by Health and Human Services (“HHS”) to adjust the payment made to health plans under the Affordable Care Act (“ACA”) based on the health status of Members who are insured under small group or individual health benefit plans compliant with the ACA (aka “ACA Compliant Plans”). Risk adjustment was implemented to pay health plans more accurately for the predicted health cost expenditures of Members by adjusting payments based on demographics (age and gender) as well as health status. Empire, as a qualifying health plan, is required to submit diagnosis data collected from encounter and claim data to HHS for purposes of risk adjustment. Because HHS requires that health plans submit all ICD10 codes for each beneficiary, Empire also collects diagnosis data from the Members’ medical records created and maintained by the Provider or Facility.

Under the HHS risk adjustment model, the health plan is permitted to submit diagnosis data from inpatient hospital, outpatient hospital and physician/qualified non-physician e.g. nurse practitioner encounters only.

Maintaining documentation of Members’ visits and of Members’ diagnoses and chronic conditions helps Empire fulfill its requirements under the Affordable Care Act. Those requirements relate to the risk adjustment, reinsurance and risk corridor, or “3Rs” provision in the ACA. To ensure that Empire is reporting current and accurate Member diagnoses, Providers and Facilities may be asked to complete an Encounter Facilitation Form (also known as a SOAP note) for Members insured under small group or individual health benefit plans suspected of having unreported or out of date condition information in their records. Empire’s goal is to have this information confirmed and/or updated no less than annually. As a condition of the Facility or Provider’s Agreement with Empire, the Provider or Facility shall comply with Empire’s requests to submit complete and accurate medical records, Encounter Facilitation Forms or other similar encounter or risk adjustment data in a timely manner to Empire, Plan or designee upon request. Providers and Facilities also agree to cooperate with Empire’s, or its designee’s, requests to reach out to patients to request appointments or encounters so additional information can be collected to resolve any gaps in care (example - blood tests in certain instances) and to provide the updated and complete Member health information to Empire to help it fulfill its requirements under the Affordable Care Act.

In addition to the above ACA related commercial risk adjustment requirements, Providers and Facilities also may be required to produce certain documentation for Members enrolled in Medicare Advantage or Medicaid.

RADV Audits

As part of the risk adjustment process, HHS will perform a risk adjustment data validation (RADV) audit in order to validate the Members' diagnosis data that was previously submitted by health plans. These audits are typically performed once a year. If the health plan is selected by HHS to participate in a RADV audit, the health plan and the Providers or Facilities that treated the Members included in the audit will be required to submit medical records to validate the diagnosis data previously submitted.

ICD-10 CM Codes

HHS requires that physicians use the ICD-10 CM Codes (ICD-10 Codes) or successor codes and coding practices services under ACA Compliant Plans. In all cases, the medical record documentation must support the ICD-10 Codes or successor codes selected and substantiate that proper coding guidelines were followed by the Provider or Facility. For example, in accordance with the guidelines, it is important for Providers and Facilities to code all conditions that co-exist at the time of an encounter and that require or affect patient care, treatment or management. In addition, coding guidelines require that the Provider or Facility code to the highest level of specificity which includes fully documenting the patient's diagnosis.

Medical Record Documentation Requirements

Medical records significantly impact risk adjustment because:

- They are a valuable source of diagnosis data;
- They dictate what ICD-10 Code or successor code is assigned; and
- They are used to validate diagnosis data that was previously provided to HHS by the health plans.

Because of this, the Provider and Facility play an extremely important role in ensuring that the best documentation practices are established.

HHS record documentation requirements include:

- Patient's name and date of birth should appear on all pages of record.
- Patient's condition(s) should be clearly documented in record.
- The documentation must show that the condition was monitored, evaluated, assessed/ addressed or treated (MEAT), or there is evidence of treatment, assessment, monitoring or medicate, plan, evaluate, referral (TAMPER).
- The documentation describing the condition and MEAT or TAMPER must be legible.
- The documentation must be clear, concise, complete and specific.
- When using abbreviations, use standard and appropriate abbreviations. Because some abbreviations have different meanings, use the abbreviation that is appropriate for the context in which it is being used.
- Physician's/Qualified Non-Physician's signature, credentials and date must appear on record and must be legible.

TRANSITIONAL CARE FOR NEW ENROLLEE

If a Member has a life-threatening disease or condition or a degenerative and disabling disease or condition, the transitional period is up to 60 days. If the Member has entered the second trimester of pregnancy at the effective date of enrollment, the transitional period shall include provision of post-partum care related to the delivery.

Provider Resource Information

Empire is committed to helping Providers and Facilities with hassle-free healthcare administration. The following guides can be accessed on <https://www.empireblue.com/provider/forms/>

- **Quick Guide to Useful Contact Information** – Important phone numbers and addresses to help in the day-to-day interactions with Empire.
- **2021 Product Guide** - This guide is general information only; actual information varies depending on group, network and other requirements
- **New York City Claim Submission Guidelines** - The purpose of this guide is to help determine which insurance carrier to send a claim to for certain hospital versus medical services. For instructions on how to submit a claim to Empire, see the claim submission references on empireblue.com.

In some instances, Empire is responsible for payment of both the Hospital and Medical benefits for certain New York City accounts. For group numbers starting with 157800, 157801, 157802, and 157803, Empire pays for Hospital and Medical benefits and does not split coverage.

In some circumstances, Empire splits coverage for New York City accounts and is NOT responsible for payment of both Hospital and Medical benefits. The following grid does not include all of the New York City account plans but rather reflects the PPO Hospital-Only Contracts for groups starting with 157000 to 157699. The services described pertain to Empire Primary non-Medicare Members, retirees and their dependents.

While this grid is provided as a general guideline for where to submit claims, Providers and Facilities should refer to the Empire Web site for additional information or to the telephone number located on the Member's ID card for claim submission questions.

- **New York State Claim Submission Guidelines** - The purpose of this guide is to help determine which insurance carrier to send a claim to for certain hospital versus medical services. To qualify for payment all services must be medically necessary. This document is specific to New York State Health Insurance Program Members only – Prefix YLS

Empire Digital Tools

EMPIRE PROVIDER WEB SITE

Empireblue.com is a public website. www.empireblue.com

Empire designed the provider public website to make navigation easy and more useful for Providers and Facilities.

The website holds timely and important information to assist providers when working with Empire. Go to empireblue.com and **Select Providers** from the horizontal menu or under **Partners in Health**. On the **Provider Overview page** and choose content available.

Providers and Facilities can also sign-up for the Network eUpdates to be notified when a newsletter is published. Newsletters are designed to educate Providers, Facilities and their staff on updates and notification of changes.

To sign up go to www.empireblue.com/provider/news and select **Subscribe to Email**.

The website holds timely and important information to assist providers when working with Empire. Go to empireblue.com and **Select Providers** from the horizontal menu or under **Partners in Health**. On the **Provider landing page**, and choose content available.

Some items that can be located from the Provider Home page or the horizontal menu include:

- Provider Resources
 - Forms and Guides
 - Policies, Guidelines & Manuals
 - Provider Maintenance
 - Pharmacy
 - Behavioral Health Provider Resources
 - Dental
 - Find Care
 - Availability
 - EDI Companion Guide
- Claims
 - Claim Submission
 - Electronic Data Interchange (EDI)
 - Prior Authorization
- Patient Care
 - Enhanced Personal Health Care
 - Medicare Advantage
- Communications
 - News
 - Contact Us
- Join Our Network
 - Getting Started with Empire
 - Credentialing
 - Employee Assistance Program (EAP)

ONLINE PROVIDER DIRECTORY AND DEMOGRAPHIC DATA INTEGRITY

Providers and Facilities are able to confirm their Network participation status by using the Find

Care tool. A search can be done on a specific provider name or by viewing a list of local in-network Providers and Facilities using search features such as provider specialty, zip code, and plan type.

Online Provider Directory

Accessing the Online Provider Directory:

- Go to empireblue.com/provider
- Select the **Find Care** link at the top right of the page.
- To search the online Provider Directory either enter the Member information or enter as guest.

Before directing a Member to another Provider or Facility, verify that the Provider or Facility is participating in the Member's specific network.

- To help ensure Members are directed to Providers and Facilities within their specific Network, utilize the Online Provider Directory one of the following ways:
 - **Search as a Member:** Search by entering the Member's ID number (including the three-character prefix), or simply enter the three-character prefix by itself.
 - **Search as a Guest:** Search by Selecting a Plan and Network. Note: The Member's Network Name should be on the lower right corner of the front of the Member's ID card.

Providers and Facilities who have questions on their participation status listed in the online directory should contact Provider Services at the number on the back of the Member's ID card.

Updating Demographic Data with Empire

It is critical that Members receive accurate and current data related to Provider availability. Providers and Facilities must notify Empire of any demographic changes. All requests must be received 30 days prior to change/update. Any requests received within less than 30 days' notice may be assigned a future effective date. Contractual terms may supersede effective date request.

IMPORTANT: If updates are not submitted 30 days prior to the change, Claims submitted for Members may be the responsibility of the Provider or Facility.

Types of demographic data updates can include, but are not limited to:

- Accepting New Patients
- Address – Additions, Terminations, Updates (including physical and billing locations)
- Areas of Expertise (Behavioral Health Only)
- Email Address
- Handicapped Accessibility
- Hospital Affiliation and Admitting Privileges
- Languages Spoken
- License Number
- Name change (Provider/Organization or Practice)

- National Provider Identifier (NPI)
- Network Participation
- Office Hours/Days of Operation
- Patient Age/Gender Preference
- Phone/Fax Number
- Provider Leaving Group, Retiring, or Joining another Practice*
- Specialty
- Tax Identification Number (TIN) (must be accompanied by a W-9 to be valid)
- Termination of Provider Participation Agreement**
- Web Address

Send Empire this information in one of the following ways:

- Online form: [www.Availity.com/Payer Spaces/Empire BlueCross or Empire BlueCross BlueShield/Resources/Empire BlueCross BlueShield Maintenance Form](http://www.Availity.com/PayerSpaces/EmpireBlueCrossorEmpireBlueCrossBlueShield/Resources/EmpireBlueCrossBlueShieldMaintenanceForm).
- Fax Number: 1-855-325-5456
- Address: Empire BlueCross BlueShield
ATTN: Provider Data Consumption,
1155 Elm Street, Suite 200
Manchester, NH 03101-1505

* To request participation for a new provider or practitioner, even if joining an existing practice, providers or practitioners must first begin the Application process. Go to Empireblue.com. Select **Provider**, and under the **Join our Network** heading select the **Getting Started with Empire** link. Next, select **Begin Application**.

**For notices of termination from an Empire network, Providers and Facilities should refer to the termination clause in the Agreement for specific notification requirements. Allow the number of days' notice of termination from Empire's network as required by the Agreement (e.g. 90 days, 120 days, etc.).

Verification Process

Empire is **required by the State of New York** to ensure that we are publishing accurate directory information for Members in both the on-line and paper provider directories. However, this information is only as good as what is provided by Providers. Empire conducts quarterly verifications of its demographic and participation information and Providers may receive a fax, phone call, or letter requesting that this information be confirmed. A non-response will result in the Provider practice confirming there are no changes and the information will continue to appear as a participating provider in either the online Provider Finder or printed directories for all lines of business.

Empire and its affiliates may use, publish, disclose, and display information and disclaimers, as applicable, relating to Provider and Facilities. Physician based communications and publications need to be approved by Empire for content prior to its release if the communication or publication will be using Empire's name and branding to communicate to the physicians' membership.

Empire will be performing outreach for verification of demographic information quarterly to ensure that Provider information is displayed appropriately in Empire's Provider and Facility Directories.

AVAILITY PORTAL

Empire is offering an array of valuable online tools through the Availity Portal, a secure multi-health plan portal. Refer to the Provider Digital Engagement Supplement on to learn more about

Empire's efforts to go digital. To access the [Provider Digital Engagement Supplement](#), go to [empireblue.com](#), select **Providers**, select **Forms and Guide** (under the Provider Resources column), select Category **Digital Tools** and scroll to the Provider Digital Engagement Supplement.

Engage and obtain the information needed instantly with the following tools:

- **AIM Specialty Health:** Access link to precertification requests and inquiries for specific services and access the OptiNet® Survey when applicable.
- **Claim Submission:** Submit a single, electronic Claim.
- **Claim Status Inquiry:** See details and payment information including Claim line-level details/processing.
- **Interactive Care Reviewer:** Secure, online provider authorization, referral and inquiry tool for many Empire Members. Determine if an authorization is required, submit an authorization request, view the status of a submitted authorization, submit a UM appeal and view the status of a UM appeal.
- **Medical Attachments:** Submit both requested and unsolicited medical records electronically to support a pending or denied Claim. Includes the ability to submit an itemized bill electronically.
- **Member Certificate Booklet:** View a local plan Member's certificate of coverage, when available
- **Member Eligibility and Benefits Inquiry:** Get real-time patient eligibility, benefits, and accumulative data, including current and historical coverage information, plus detailed co-insurance, co-payment and deductible information for ALL Members, including BlueCard® and FEP®.
- **Member ID Card Viewer:** View the front and back of a Member's ID card when available.
- **Secure Messaging:** Send a question to clarify the status of a Claim or to get additional information on Claims, where applicable.

Payer Spaces:

View Empire specific tools by selecting **Payer Spaces**, then the correct payer tile to view the following Empire specific applications:

Now Featuring: **Chat with Payer** - Using **Chat with Payer** to have provider services questions answered is a digital alternative to calling.

- **Authorization Look Up Tool:** Determine if an authorization is needed for a commercial Member for a specific outpatient medical or behavioral health service.
- **Chat with Payer:** Providers and Facilities can chat with an online representative about prior authorizations, appeals, Claims, eligibility and more.
- **Clear Claim Connection:** Research procedure code edits and receive edit rationale.
- **Custom Learning Center:** Access payer-centric training and educational videos.
- **Information Center:** Locate important policies and forms.

- **Fee Schedule:** Retrieves professional office-based contracted price information for patient services performed.
- **Remittance Inquiry:** View an imaged copy of the paper Empire remits up to 15 months in the past.
- **Patient360:** A robust picture of a Member's health and treatment history, including gaps in care and care reminders.
- **Provider Online Reporting:** access proprietary Provider specific reports such as Member rosters and [Provider Contract and Fee Schedule](#) notifications.
- **Provider Enrollment:** Submit an online request to join Empire's provider network.
- **Provider Maintenance Form (under Resources):** Request changes to existing practice profiles.
- **Plus,** links to other Empire pages, tool overview documents and more.

Take advantage of these Availity benefits

- **No charge:** Empire transactions are available at no charge to providers.
- **Accessibility:** Availity functions are available 24 hours a day from any computer with Internet access.
- **Standard responses:** Responses from multiple payers returned in the same format and screen layout, providing users with a consistent look and feel.
- **Access to both commercial and government payers:** Users can access data from Empire, Medicare, Medicaid and other commercial insurers (See www.availity.com for a full list of payers.)
- **Compliance:** Availity is compliant with all Health Insurance Portability and Accountability Act (HIPAA) regulations.

Getting Started and Availity Training

To register for access to Availity, go to www.availity.com/providers/registration-details/. For additional assistance in getting registered, contact Availity Client Services at 1-800-AVAILITY (282-4548).

After logging into Availity, Providers and Facilities have access to many resources to help jumpstart learning, including free and on-demand training, frequently asked questions, comprehensive help topics and other resources to help ensure Providers and Facilities get the most out of the Availity experience. Availity also offers onboarding modules for new Administrators and Users.

For more information on navigating in Availity, select **Help & Training** (from the top navigation menu on the Availity home page) | **Get Trained**, and type "*onboarding*" in the search catalog field.

Availity Training for Empire specific tools

For more information on Empire features and navigation, select **Payer Spaces** | **Applications** | Custom Learning Center to access presentations and reference guides that can be used to

educate provider staff on Empire proprietary (exclusive) tools.

Organization Maintenance

To change/update an Administrator or Organization information:

- To replace the Administrator currently on record with Availity, call Availity Client Services at 1-800-AVAILITY (282-4548).
- An Administrator can use the Maintain Organization feature to maintain the organization's demographic information, including address, phone number, tax ID, and NPI. Any changes made to this information automatically apply to all Users associated to the organization and affects only the registration information on the Availity Portal.

Support

If Providers and Facilities need help, or run into technical difficulties, submit a support ticket through Availity:

1. Log in to Availity at www.availity.com
2. Select **Help & Training > Availity Support**
3. Select your organization > **Continue**
4. Select **Contact Support** from the top menu bar then **Create Case**

Eligibility and Member ID card Samples

ALPHA PREFIX INFORMATION

The three-character alpha prefix at the beginning of the Member's identification number is the key element used to identify and correctly route out-of-area claims. The alpha prefix identifies the BCBS Plan or national account to which the Member belongs. It is critical for confirming a patient's membership and coverage.

Some identification cards with a BlueCard suitcase may not have an alpha prefix. This may indicate that the claims are handled outside the BlueCard program. Look for instructions or a telephone number on the back of the card for information on how to file these claims. If that information is not available, call the Eligibility Line at 1-800-713-4173, 8:30 a.m. to 5:00 p.m. EST, Monday – Friday.

Occasionally, Providers and Facilities may see identification cards from foreign BCBS Plan Members. These identification cards will also contain three-character alpha prefixes. Treat these Members the same as domestic BCBS Plan Members.

SUITCASE LOGOS

To provide the visual symbol that physicians and facilities need to identify PPO Members, ID cards with the PPO logo for those Members who have BlueCard PPO or BlueCard EPO benefits have been created. The logo, shown below, must appear on the face of the card. A "PPO" in a suitcase logo means that the patient has a PPO program.






Remember: Not all PPO Members are BlueCard PPO Members, only those whose membership cards carry this logo are part of the BlueCard PPO Plan.

To identify all other BlueCard Members, with the exception of those with Medigap coverage, that do not have BlueCard PPO, the blank (empty) suitcase logo is included on the face of the card. The blank suitcase, in conjunction with the alpha prefix, will communicate to providers how to process Member claims. A blank suitcase logo on a Member's identification card means that the patient has a Traditional (Indemnity), POS, or HMO product.



ID CARD SAMPLES

Direct HMO ID card

 An Anthem Company		X85951263700001 
FIRSTNAME LASTNAME Identification Number YLL88888888 Group: 123456 DHM Relationship Code: 00 Health Plan: DIRECT HMO BS Plan 803 BC Plan 303	Rx Co-pay: \$10/\$35/\$70 RX BIN# / PCN: 003858/A4 Rx Group: WLDA Office Visit Co-pay: \$20 ER Co-pay: \$75	
 R		4969

www.empireblue.com

Member Services
 BlueCard Access: 1-844-866-3694
 Inpatient Mental Health: 1-800-810-BLUE
 Substance Abuse and Outpatient Mental Health: 1-844-866-3694
 24/7 Nurseline: 1-212-237-3037
 1-877-TALK-2-RN

Please be sure to call Member and Provider Services for Benefits, Claims, and Provider questions, before receiving services requiring precertification and within 48 hours of an emergency admission. These services are described in your benefit literature.

Call 24/7 Nurseline to access prerecorded health topics or to speak with an RN 24/7. Providers submit all claims to your local Blue Cross and/or Blue Shield Plan, or if Medicare is primary submit Medicare claims to Medicare. In California, send claims to:




Claims
 P.O. Box 60007
 Los Angeles, CA 90060-0007

Services provided by Empire HealthChoice Assurance, Inc., a licensee of the Blue Cross and Blue Shield Association, an association of independent Blue Cross and Blue Shield Plans.

Empire HealthChoice Assurance, Inc. provides administrative claims payment services only and does not assume any financial risk or obligation with respect to claims.

Print Date: 09/08/2015

Direct Share POS ID card

 An Anthem Company		X85951263700001 
FIRSTNAME LASTNAME Identification Number YLL88888888 Group: 123456 DHM Relationship Code: 00 Health Plan: DIRECT HMO BS Plan 803 BC Plan 303	Rx Co-pay: \$10/\$35/\$70 RX BIN# / PCN: 003858/A4 Rx Group: WLDA Office Visit Co-pay: \$20 ER Co-pay: \$75	
 R		4969

www.empireblue.com

Member Services
 BlueCard Access: 1-844-866-3694
 Inpatient Mental Health: 1-800-810-BLUE
 Substance Abuse and Outpatient Mental Health: 1-844-866-3694
 24/7 Nurseline: 1-212-237-3037
 1-877-TALK-2-RN

Please be sure to call Member and Provider Services for Benefits, Claims, and Provider questions, before receiving services requiring precertification and within 48 hours of an emergency admission. These services are described in your benefit literature.

Call 24/7 Nurseline to access prerecorded health topics or to speak with an RN 24/7. Providers submit all claims to your local Blue Cross and/or Blue Shield Plan, or if Medicare is primary submit Medicare claims to Medicare. In California, send claims to:




Claims
 P.O. Box 60007
 Los Angeles, CA 90060-0007

Services provided by Empire HealthChoice Assurance, Inc., a licensee of the Blue Cross and Blue Shield Association, an association of independent Blue Cross and Blue Shield Plans.


Empire HealthChoice Assurance, Inc. provides administrative claims payment services only and does not assume any financial risk or obligation with respect to claims.

Print Date: 09/08/2015




EPO ID card

 An Anthem Company	
FIRSTNAME LASTNAME Identification Number YLK88954601	Rx Co-pay: \$10/25/60 RX BIN#/PCN: 003858/A4 Rx Group: WLDA
Group: 123456 EPO Relationship Code: 00 Health Plan: EPO BS Plan 803 BC Plan 303	Office Visit Co-pay: \$20 ER Co-pay: \$150
<div style="text-align: right;">   </div>	


X85957466000001

 An Anthem Company		www.empireblue.com
Please be sure to call Member and Provider Services for Benefits, Claims, and Provider questions, before receiving services requiring precertification and within 48 hours of an emergency admission. These services are described in your benefit literature.		
Call 24/7 Nurseline to access prerecorded health topics or to speak with an RN 24/7. Providers submit all claims to your local Blue Cross and/or Blue Shield Plan; or if Medicare is primary submit Medicare claims to Medicare. In California, send claims to:		
Claims P.O. Box 60007 Los Angeles, CA 90060-0007		
4969	Member Services BlueCard Access Inpatient Mental Health Substance Abuse and Outpatient Mental Health 24/7 Nurseline Services provided by Empire HealthChoice Assurance, Inc., a licensee of the Blue Cross and Blue Shield Association, an association of independent Blue Cross and Blue Shield Plans. Empire HealthChoice Assurance, Inc. provides administrative claims payment services only and does not assume any financial risk or obligation with respect to claims.	
Print Date: 09/08/2015		




PPO ID card

 An Anthem Company	
FIRSTNAME LASTNAME Identification Number YLD88954600	Rx Co-pay: \$10/20/50 RX BIN#/PCN: 003858/A4 Rx Group: WLDA
Group: 123456 PPO Relationship Code: 00 Health Plan: PPO BS Plan 803 BC Plan 303	Primary Care Co-pay: \$20 Specialist Co-pay: \$30 ER Co-pay: \$100 In-Network Deductible: \$250/500 In-Network Preventive Care: \$0
<div style="text-align: right;">   </div>	


X85980941300001

 An Anthem Company		www.empireblue.com/hotelfunds
In order to avoid a reduction in benefits, please be sure to call Member and Provider Services for precertification, benefit, claims and provider questions, before receiving services requiring precertification or within 2 business days of an emergency admission. These services are described in your benefit literature. The above does not apply if Medicare is primary.		
Providers submit all claims to your local Blue Cross and/or Blue Shield Plan; or if Medicare is primary submit Medicare claims to Medicare. In California, send claims to:		
Anthem Blue Cross P.O. Box 60007 Los Angeles, CA 90060-0007		
If you are outside Empire's service area and need to locate a participating network provider please call BlueCard Access.		
THIS IDENTIFICATION CARD IS VOID IF THE CONTRACT IS TERMINATED OR IF YOU CEASE TO BE COVERED UNDER THIS CONTRACT FOR ANY REASON.		
4969	Member Services BlueCard Access Inpatient Mental Health Substance Abuse and Outpatient Mental Health 24/7 Nurseline Services provided by Empire HealthChoice Assurance, Inc., a licensee of the Blue Cross and Blue Shield Association, an association of independent Blue Cross and Blue Shield Plans. Empire HealthChoice Assurance, Inc. provides administrative claims payment services only and does not assume any financial risk or obligation with respect to claims.	
Print Date: 09/08/2015		

Empire Total Blue ID card

 An Anthem Company	
FIRST LAST Identification Number YLD88954602	RX BIN#/PCN: 003858/A4 Rx Group: WLDA
Group: 123456 BLU Relationship Code: 00 Health Plan: TOTAL BLUE(SM) CHOICE Funding Account: HSA BS Plan 803 BC Plan 303	In-Network Preventive Care: \$0
<div style="text-align: right;">   </div>	

X85954753400001

 An Anthem Company		www.empireblue.com
Please be sure to call Member and Provider Services for Benefits, Claims, and Provider questions, before receiving services requiring precertification and within 48 hours of an emergency admission. These services are described in your benefit literature.		
Call 24/7 Nurseline to access prerecorded health topics or to speak with an RN 24/7. Providers submit all claims to your local Blue Cross and/or Blue Shield Plan; or if Medicare is primary submit Medicare claims to Medicare. In California, send claims to:		
Claims P.O. Box 60007 Los Angeles, CA 90060-0007		
4969	Member Services BlueCard Access Inpatient Mental Health Substance Abuse and Outpatient Mental Health 24/7 Nurseline Services provided by Empire HealthChoice Assurance, Inc., a licensee of the Blue Cross and Blue Shield Association, an association of independent Blue Cross and Blue Shield Plans. Empire HealthChoice Assurance, Inc. provides administrative claims payment services only and does not assume any financial risk or obligation with respect to claims.	
Print Date: 09/08/2015		

New York State Members

Members' actual co-payment amounts may be different than what is displayed on this sample card.

<p>THE EMPIRE PLAN NYSHIP</p> <p>123456789</p> <p>JEANNIE EMPIRE PLAN ENROLLEE JANE EMPIRE PLAN ENROLLEE JOHN EMPIRE PLAN ENROLLEE MICHAEL EMPIRE PLAN ENROLLEE MICHAEL EMPIRE PLAN ENROLLEE JAMES EMPIRE PLAN ENROLLEE</p> <p><small>NEW YORK STATE HEALTH INSURANCE PROGRAM</small></p>	<p>For enrollee services, precertification & provider relations, please call:</p> <p>1-877-7-NYSHIP (1-877-769-7447)</p> <p>Submit medical provider claims in accordance with your participating provider agreement.</p> <p>UnitedHealthcare MultiPlan</p> <p>All other non-hospital providers call 1-877-769-7447 for information about eligibility, benefits and claims submission.</p> <p>Administered by the New York State Department of Civil Service.</p>	<p>Providers: This card represents but does not guarantee enrollment in the New York State Health Insurance Program (NYSHIP) for Government Employees.</p> <p>Submit hospital, skilled nursing facility and hospice claims to your local Blue Cross and/or Blue Shield Plan. Hospital and related services provided by Empire HealthChoice Assurance, Inc., a licensee of the Blue Cross and Blue Shield Association, an association of independent Blue Cross and Blue Shield Plans.</p> <p> BLUE CROSS PLAN 303 Blue Cross Prefix: YLS</p>
---	---	--

New York City Members

Members' actual co-payment amounts may be different than what is displayed on this sample card.

<p>Empire </p> <p>SAMPLE, RONALD C.</p> <p>Identification Number NYC 930268250</p> <p>The City of New York Health Benefits Program Health Plan: Hospital BC Plan 303</p> <p><i>You must call NYC HEALTHLINE for hospital admissions and Empire BlueCross BlueShield PPO Plan information (see details on back).</i></p> <p></p>	<p>Empire </p> <p>www.empireblue.com/nyc</p> <p>Possession of this card is not guarantee of payment. For maximum benefit coverage, you must call NYC HEALTHLINE:</p> <ul style="list-style-type: none"> - Prior to any hospital admission or - Within 48 hours of an emergency admission - Empire Blue Cross Blue Shield PPO Network Participating Provider information including: <ul style="list-style-type: none"> - Hospitals - Ambulatory Surgical facilities - Skilled Nursing facilities - Cardiac and Physical Rehab facilities <p>EXCEPTION: The above does not apply to Medicare-Eligible Retirees or those with primary coverage with another health plan.</p> <p>NYC HEALTHLINE: 1-800-521-9574 EBCBS: 1-800-433-9592</p> <p>Providers submit all claims to your local BlueCross and/or BlueShield Plan or when Medicare is primary, file Medicare claims with Medicare.</p> <p>Services provided by Empire HealthChoice Assurance, Inc., a licensee of the Blue Cross and Blue Shield Association, an Association of Independent Blue Cross and Blue Shield plans.</p> <p></p>
--	--

NEWBORN ENROLLMENT

According to the NY Insurance law for Empire's fully insured Members, it must pay for inpatient care for a newborn's first 48 hours (vaginal delivery) or 96 hours (c-section delivery), without regard to whether the newborn has been enrolled under the insured benefit plan.

Note: If a self-funded benefit plan has not elected to follow the NY newborn mandate, the newborn must be separately enrolled as a dependent under the self-funded benefit plan within the time frame specified by the plan in order to obtain coverage, including the inpatient care of the newborn's first 48 hours (vaginal delivery) or 96 hours (c-section delivery). If the newborn is not enrolled within the time frame specified by the self-funded benefit plan, the claim will be denied.

The following provides additional guidance on Empire's insured benefit plans:

- For coverage beyond the initial inpatient nursery care, all newborn children must be enrolled as dependents within 30 or 60 days of birth, as required by the plan, in order to ensure coverage with no claims processing delays.
- **Members with Individual, Employee/Spouse or Parent/Child contracts** must submit an Enrollment/Change form to add a newborn, and change their plans to Parent/Child, Parent/Children or Family coverage (and pay the premium) 30 or 60 days, as required by the plan, after the date of the baby's birth for coverage to be retroactive to the date of birth. **Claims submitted before the newborn is enrolled under the correct contract type will be denied. These claims will be reprocessed once the newborn is enrolled at the normal newborn allowance, as long as it is within 30 or 60 days of the birth, as required by the plan.**

- If Empire does not receive the Enrollment/Change form within 30 or 60 days, as required by the plan, after the baby's birth, coverage will begin on the actual date Empire receives the completed form, as long as Empire receives it during the next open enrollment period after the birth, or during the first year after the birth, whichever occurs first.
- **Members with Family or Parent/Children contracts** have coverage for newborn children but **MUST** submit an Enrollment/Change form to add the newborn to the benefit contract. Coverage is effective from the newborn's date of birth provided that the newborn is enrolled.

For Enrollment through Employer Online Services

When the contract types are Individual, Employee/Spouse or Parent/Child and the Group Benefits Administrator (GBA) logs on to add the newborn after 30 or 60 days, as required by the plan, from the date of birth, the GBA may select either the current date (at which the GBA logged on) or the date of Open Enrollment as the effective date of coverage for the newborn.

Credentialing

Credentialing is the process Empire uses to evaluate and select healthcare practitioners and health delivery organizations (HDOs) to provide care to Members to help ensure that Anthem's standards of professional conduct and competence are met.

Empire's Program Summary includes a complete list of the provider types within Empire's credentialing scope. The credentials of health care practitioners and HDOs are evaluated according to Empire's criteria, standards, and requirements as set forth in the Program Summary and applicable state and federal laws, regulatory, and accreditation requirements and are not intended to limit Empire's discretion in any way to amend, change or suspend any aspect of Empire's Credentialing Program nor is it intended to create rights on the part of practitioners or HDOs who seek to provide healthcare services to Members. Empire further retains the right to approve, suspend, or terminate individual practitioners and HDOs in those instances where it has delegated credentialing decision-making. Empire's Credentialing Program also includes the recredentialing process which incorporates re-verification and the identification of changes in the practitioner's or HDO's credentials that may reflect on the practitioner's or HDO's professional conduct and competence. This information is reviewed in order to assess whether practitioners and HDOs continue to meet Empire credentialing standards. All applicable practitioners and HDOs in Empire's network within the scope of the Credentialing Program are required to be recredentialed every three (3) years unless otherwise required by applicable state contract or state regulations.

Empire will complete review of the health care professional's application within 60 days of receiving a completed application and notify the health care professional as to (1) whether he or she is credentialed; or (2) whether additional time is necessary to make a determination because of the failure of a third party to provide necessary documentation. In such instances where additional time is necessary because of a lack of necessary documentation, Empire shall make every effort to obtain such information as soon as possible and shall make a final determination within twenty-one days of receiving the necessary documentation.

Additional information regarding Empire's Credentialing Program can be found in the Program Summary, which applicable terms are incorporated into this Provider Manual by reference."

available on empireblue.com. Go to Empireblue.com, Select **Provider** and then **Credentialing** under **Join Our Network**, Select the **Program Summary** under the question, **Who do we Credential?**

Standards of Participation

Empire contracts with many types of providers that do not require credentialing as described in the **Credentialing Program Summary** available on Empireblue.com. However, to become a Network/Participating Provider or Facility, certain standards of participation still must be met. In addition to the insurance requirements listed in the Legal and Administrative Requirements section of this manual, and standards of participation and accreditation requirements outlined in the Provider Agreement, the chart below outlines requirements that must be met in order to be considered for contracting as a Network/Participating Provider or Facility in one of these specialties:

Provider	Standards of Participation
Ambulance (Air & Ground)	Medicare Certification/State Licensure
Ambulatory Event Monitoring	Medicare Certification
Convenient Care Centers (CCCs)/Retail Health Clinics (RHC)	DNV/NIAHO, UCAOA, TJC
Durable Medical Equipment	TJC (JCAHO), CHAP, ACHC, (HQAA) Medicare Certification, The Compliance Team
Hearing Aid Supplier	State Licensure
Intermediate Care Facilities	Medicare Certification/State Licensure
Immunization Clinic	CDC Certification Pharmacy License, Medicare Certification
Orthotics & Prosthetics	TJC, CHAP, The American Board for Certification in Orthotics, Prosthetics & Pedorthics (ABC) or Board of Certification/Accreditation (BOC) Ocularist: National Examining Board of Ocularists NEBO Preferred) Medicare Certification
Private Duty Nursing	TJC, CHAP, CTEAM, ACHC, or DNV/NIAHO
Urgent Care Center (UCC)	AAAHHC, IMQ, NUCCA (formerly ABUCM), TJC, UCAOA

This is only a representative listing of provider types that do not require formal credentialing. For questions about whether a Provider or Facility is subject to the formal credentialing process or the applicable standards of participation, contact Network Management.

Claims Submission

GENERAL GUIDELINES

To facilitate Claims processing, all Claims must:

- Be either the uniform bill Claim form or electronic Claim form in the format prescribed by Empire
- Be submitted by a provider for payment by Empire for Health Services rendered to a Covered Member
- Be considered to be a Complete Claim which means, unless state law otherwise requires, must contain all information necessary to process the Claim and make a benefit determination

ELECTRONIC CLAIMS SUBMISSIONS

Providers and Facilities are expected to submit Claims electronically whenever possible. Claims must be submitted within the timely filing timeframe specified in the Provider or Facility Agreement. Refer to the EDI Submissions section in this Manual for more details about electronic submissions, and to learn more about how EDI can work for Providers and Facilities.

Recommended Fields for Electronic 837 Professional (837P) and Institutional (837I) Health Care Claims

Reference the Transaction-Specific Companion Documents available on the EDI webpage. Go to www.empireblue.com/edi. Scroll down and select **Companion Guide**, then see the appropriate link under the Section B – Transaction-Specific Documents heading.

CLAIM SUBMISSION FILING TIPS

Eliminate processing delays and unnecessary correspondence with these Claim filing tips:

Ambulatory Surgical Centers

When billing revenue codes, always include the CPT or HCPCS code for the surgery being performed. This code is required to determine the procedure, and including it on the Claim helps Empire process the Claim correctly and more quickly. Ambulatory surgical Claims must be billed on a CMS-1500 (Form 1500 (02-12)) or CMS-1450 (UB04), as indicated in the Agreement.

Ancillary Filing Guidelines

Ambulance Claims

- Include the Point of Pickup (POP) ZIP Code for all ambulance (including air ambulance) Claims, both institutional outpatient and professional.
- File the Claims to the plan whose service area the Point of Pickup (POP) ZIP Code is located.
- The POP (Point of Pick-up) ZIP Code should be submitted as follows:

- *Professional Claims* – for CMS-1500 submitters: the POP ZIP code is reported in field 23
- *Institutional outpatient Claims* – for UB submitters: the Value Code of 'A0' (zero), and the related ZIP Code of the geographic location from which the beneficiary was placed on board the ambulance, should be reported in the Value Code Amount field and billed with the appropriate revenue 54x codes.

Durable/Home Medical Equipment and Supplies

- Durable/Home Medical Equipment and Supplies (D/HME) is determined by the provider specialty code in the provider file, not by CPT codes.
- **Delivered to patient's home** – File the Claim to the plan in the service area where the item was sent/delivered.
- **Purchased at retail store** – File the Claim to the plan in the service area where the retail store is located.

Home Infusion Therapy - Services and Supplies

- File the Claim with the plan in the service area where the services are rendered or the supply was delivered. Examples: If services are rendered in a Member's home, Claims should be sent to the plan in the Member's state. If Supplies are delivered to the Member's home, Claims should be sent to the plan in the Member's state.

Laboratory Claims

- File the Claim to the plan in the service area where the specimen was drawn, as determined by the referring provider's location (based on NPI)
- Independent lab Claims are determined by the provider specialty code in the provider file, not by CPT codes.
- Unless exempted by state or other legal guidelines, Empire requires the CLIA number to be included on each Claim billed for laboratory services by any Provider or Facility performing tests covered by CLIA. Empire requires the CLIA identification number to be submitted based on the applicable method below:
 - ASC X12 837 professional claim format REF segment as REF02, with qualifier of "X4" in REF01 or
 - Field 23 of the paper CMS-1500

Specialty Pharmacy Claims

- File the Claim to the plan in the service area where the referring provider is located (based on NPI).
- Specialty pharmacy Claims are determined by the provider specialty code in the provider file, not by CPT codes.

Coding Claims

The most current version of the CPT® Professional Edition manual is considered by Empire as the industry standard for accurate CPT and modifier coding.

Correct coding of Claims expedites processing and speeds payment for services. When submitting Claims or referral forms, it is important to use the most up-to date ICD-10-CM or successor codes and CPT codes.

When completing field 21 of the CMS1500 Claim form, if more than one diagnosis is appropriate, list all the diagnoses that affect the treatment received. PCPs cannot bill for consultations.

To facilitate efficient Claims processing the appropriate, valid procedure and diagnosis codes consistent with the Member's age and gender should be submitted on Claims. CPT and HCPCS modifiers assist in clarifying services and determining reimbursement. Claims reporting incompatible procedures, diagnoses and modifiers may be denied. Likewise, if an unlisted or non-descript procedure code is billed electronically, (code ending in "99") the Claim will be denied. If a denial is received due to a non-descript or unlisted CPT or HCPCS code was billed, a paper Claim with Medical Records attached may be submitted for consideration or the appeal process may be evoked to review the original denial.

Duplicate Claims (aka Tracers)

Providers and Facilities should refrain from submitting a Claim multiple times to avoid potential duplicate denials. Providers or Facilities can check the status of Claims via Availity.

Late Charges

Late charges for Claims previously filed can be submitted electronically. Providers and Facilities must reference the original Claim number in the re-billed electronic Claim. If attachments are required, submit them using the PWK attachment face sheet. (See Electronic Data Interchange website for instructions as www.Empireblue.com/edi).

Late charges for Claims previously filed can be submitted via paper. Type of bill should contain a 5 in the 3rd position of the TOB (ex: 135). A late billing should contain ONLY the additional late charges. Providers and Facilities should also advise the original claim# to which the late charges should be added.

Maternity Delivery Claims

Delivery procedure codes reported on a professional Claim (procedure codes: 59612, 59620, 59400, 59410, 59515, 59614, 59622, 59510, 59610, or 59618) are required to submit with the appropriate Z3A diagnosis code indicating the babies gestational age.

National Drug Codes (NDC)

See separate subsection titled *National Drug Codes*.

Negative Charges

When filing Claims for procedures with negative charges, don't include these lines on the Claim. Negative charges often result in an out-of-balance Claim that must be returned to the provider for additional clarification.

Newborn Claims

Well-Baby newborn claims do not require authorization if there is an authorization on file for the mother

Not Otherwise Classified (“NOC”) Codes

When submitting Not Otherwise Classified (NOC) codes follow these guidelines to avoid possible Claim processing delays. **Empire must have a clear description of the item/service billed with a NOC code for review.**

- If the NOC is for a drug, include the drug’s name, dosage NDC number and number of units.
- If the NOC is not a drug, include a specific description of the procedure, service or item.
- If the item is durable medical equipment, include the manufacture’s description, model number and purchase price if rental equipment.
- If the service is a medical or surgical procedure, include a description on the Claim and submit medical record/and the operative report (if surgical) that support the use of an NOC and medical necessity for the procedure.
- If the NOC is for a laboratory test, include the specific name of the laboratory test(s) and/or a short descriptor of the test(s)

NOTE: NOC codes should only be used if there are no appropriate listed codes available for the item or service. Descriptions should be included in the shaded area for item 24 on professional Claim forms, or locator 43 on facility Claim forms.

Occurrence Dates

When billing facility Claims, make sure the surgery date is within the service from and to dates on the Claim. Claims that include a surgical procedure date that falls outside the service from and to dates will be returned to the provider.

Other Insurance Coverage

When filing Claims with other insurance coverage, ensure the following fields are completed and that a legible copy of the Explanation of Benefits (EOB) from the other insurance coverage is attached to the Claim:

CMS-1500 Fields:

Field 9: Other insured’s name

Field 9a: Other insured’s policy or group number

Field 9b: Other insured’s date of birth

Field 9c: Employer’s name or school name (not required in EDI)

Field 9d: Insurance plan name or program name (not required in EDI)

UB-04 CMS-1450 Fields:

Field 50a-c: Payer Name

Field 54a-c: Prior payments (if applicable)

Including Explanation of Medicare Benefits (EOMB) or other payer Explanation of Benefits (EOB):

When submitting a CMS Form 1500 (02-12) or CMS-1450 (UB04) Claim form with an Explanation of Medicare Benefits (EOMB) attached, the EOMB should indicate Medicare’s Assignment. When submitting a CMS Form 1500 (02-12) or CMS-1450 (UB04) Claim form with an Explanation of Medicare Benefits (EOMB) or other payer Explanation of Benefits (EOB) attached, the EOMB or EOB should match each service line and each service line charge submitted on the CMS Form 1500 (02-12) or CMS-1450 (UB04).

Preventive Colonoscopy – correct coding

Empire allows for preventive colonoscopy in accordance with state mandates. Colonoscopies which are undertaken as a SCREENING colonoscopy, during which a polyp/tumor or other procedure due to an abnormality are discovered, should be covered under benefits for Preventive Services. This has been an area of much confusion in billing by Providers or Facilities of services. Frequently the Provider and Facility will bill for the CPT code with an ICD-10 diagnosis code corresponding to the pathology found rather than the “Special screening for malignant neoplasms, of the colon.

CMS has issued guidance on correct coding for this situation and states that the ICD-10 diagnosis code Z12.11 (**Encounter for screening for malignant neoplasm of colon**) should be entered as the primary diagnosis and that the ICD-10 diagnosis code for any discovered pathology should be entered as the secondary diagnosis on all subsequent Claim lines.

Empire endorses this solution for this coding issue as the appropriate method of coding to ensure that the Provider or Facility receives the correct reimbursement for services rendered and that Members receive the correct benefit coverage for this important service.

Type of Billing Codes

When billing facility Claims, ensure the type of bill coincides with the revenue code(s) billed on the Claim. For example, if billing an outpatient revenue code, the type of bill must be for outpatient services.

FILING TIPS FOR CONTIGUOUS BORDER COUNTY PROVIDERS

Do you practice in a county bordering another state and have contracts with Blue Plans in your home state and the neighboring state? If so, you should file all claims with the local Blue Plan, based on where you provided the service, except when a Member has coverage with the neighboring state’s Blue Plan.

Here are some examples:

- A provider is located in a New York county that borders New Jersey and has contracts with Blue Plans in both states. When this provider renders a service to a New Jersey Member, the claim is filed with Horizon Blue Cross Blue Shield of New Jersey. All other claims are filed with Empire.
- A provider is located in a New York county that borders New Jersey. The provider has a contract with Empire, but not with Horizon. When this provider renders a service to a New Jersey Horizon Member, the claim is filed with Empire.
- You are a New Jersey provider in a border county with New York and have contracts with Horizon BCBS and Empire. Submit claims for Empire and Empire affiliate Members to Empire. Submit all other claims to Horizon BCBS.
- You are a New Jersey provider located in a border county with New York and have a contract with Empire, but not Horizon BCBS. Submit claims for Empire and Empire affiliate Members to Empire. Submit all other Claims to Horizon BCBS (where they will be considered non-par).

Claims filing tips for providers with multiple Blue Plans in their market

If you provide care to out-of-area Blue Members from (BlueCard), follow the below claim-filing guidelines:

If you contract with both Empire and another Blue plan for the same product type (e.g. PPO or Traditional), you may file an out-of-area Blue Plan Member's claim with either Plan. However, Empire and Empire affiliate Members Claims must be sent to Empire for processing.

Empire's Operating Area and Contiguous Counties

Empire's Service Area: 28 NY Counties	Albany, Bronx, Clinton, Columbia, Delaware, Dutchess, Essex, Fulton, Greene, Kings, Montgomery, Nassau, New York, Orange, Putnam, Queens, Rensselaer, Richmond, Rockland, Saratoga, Schenectady, Schoharie, Suffolk, Sullivan, Ulster, Warren, Washington, and Westchester	
Contiguous Counties	State	County
	6 contiguous NY counties	Broome, Chenango, Franklin, Hamilton, Herkimer, Otsego
	2 contiguous Connecticut counties	Fairfield, Litchfield
	1 contiguous Massachusetts county	Berkshire
	7 contiguous New Jersey counties	Bergen, Hudson, Middlesex, Monmouth, Passaic, Sussex, Union
	2 contiguous Pennsylvania counties	Pike, Wayne
	5 contiguous Vermont counties	Addison, Bennington, Chittenden, Grand Isle, Rutland

Indirect Care, Support and Remote Provider - An individual or organization that offers care to patients from outside the local Plan's service area. Services may be provided from a single site or from multiple locations. Examples include laboratories, Durable Medical Equipment, or Infusion Therapy Providers. Often the patient and the remote provider are in different physical locations. If you are an Indirect Care, Support and Remote providers contact a Network Management Consultant for claim filing instructions.

CLAIM INQUIRY/ADJUSTMENT FILING TIPS

The different types of Claim inquiries should be handled in separate ways depending on what is being requested. Here are some examples:

- **Claim Inquiry:** A question about a Claim or Claim payment is called an inquiry. Claim Inquiries do not result in changes to Claim payments, but the outcome of the Claim Inquiry may result in the initiation of the Claim Payment Dispute. In other words, once the Provider or Facility receives the answer to the Claim Inquiry, the Provider or Facility may opt to begin the Claim Payment Dispute process. Providers and Facilities can Chat with Payer or send a Secure Message through the Availity Portal. If Providers or Facilities are unable to utilize the Availity Portal for the inquiry they can call the Provider Services number on the back of the Member ID Card and select the *Claims* prompt. For further details on Secure Messaging reference the *Availity Portal* section in this Manual.
- **Claim Correspondence:** Claim Correspondence is when Empire requires more information to finalize a Claim. Typically, Empire makes the request for this information through the Explanation of Payment ("EOP") The Claim or part of the Claim maybe denied,

but it is only because more information is required to process the Claim. Once the information is received, Empire will use it to finalize the Claim.

- **Clinical / Medical Necessity Appeals:** An appeal regarding a clinical decision denial, such as an authorization or Claim that has been denied as not medically necessary, experimental/investigational. For more information on Clinical / Medical Necessity Appeals, refer to the *Clinical Appeals* section within the Provider Manual.
- **Claim Payment Disputes:** See the *Claim Payment Dispute* section for further details.
- **Precertification Disputes:** Precertification disputes should be handled via the process detailed in the letter received from the precertification department. If Providers or Facilities disagree with a clinical decision follow the directions detailed on the letter. Sending precertification/predetermination requests or appeals to the provider correspondence address may delay responses.
- **Corrected Claims:** Submitting corrected Claims should only be utilized to update information on the Claim form. If the inquiry is about the way the Claim processed, refer to the prior sections. If Providers or Facilities have corrections to be made to the Claim, submit them according to the Corrected Claim Guidance below.

Proof of Timely Filing

Claims must be submitted within the timely filing timeframe specified in the Provider or Facility Agreement. All additional information reasonably required by Empire to verify and confirm the services and charges must be provided on request. ***Claims submitted after the timely filing period expires will be denied, unless proof of timely filing can be demonstrated according to the guideline listed below.***

Waiver of the timely filing requirement is only permitted when Empire has received documentation indicating the Member, Provider or Facility originally submitted the Claim within the applicable timely filing period. The documentation submitted **must** indicate the Claim was originally submitted before the timely filing period expired.

Acceptable documentation includes the following:

1. A copy of the Claim with a **computer-printed filing date** (a handwritten date isn't acceptable).
2. An original fax confirmation specifying the Claim in question and including the following information: date of service, amount billed, Member name, original date filed with Empire and description of the service.
3. The Provider or Facility's billing system printout showing the following information: date of service, amount billed, Member name, original date filed with Empire and description of the service

If the Provider or Facility doesn't have an electronic billing system, approved documentation is a copy of the Member's chart indicating the billed date and/or a copy of the billing records indicating the billed date, and the information listed above.

4. If the Claim was originally filed electronically, a copy of Empire's electronic Level 2 or the respective clearinghouse's acceptance/rejection claims report is required; a copy can be obtained from the Provider or Facility's EDI vendor, EDI representative or clearinghouse

representative. The Provider or Facility also must demonstrate that the Claim and the Member's name are on the original acceptance/rejection report. Note: When referencing the acceptance/reject report, the Claim must show as accepted to qualify for proof of timely filing. Any rejected Claims must be corrected and resubmitted within the timely filing period.

5. A copy of the Empire letter requesting additional Claim information showing the date information was requested.

Appeals for Claims denied for failing to meet timely filing requirements must be submitted to Empire **in writing**. Empire doesn't accept appeals over the phone.

Corrected Claim Guidance

When submitting a correction to a previously submitted Claim, submit the entire Claim as a replacement Claim if Providers or Facilities have omitted charges or changed Claim information (i.e., diagnosis codes, procedure codes, dates of service, etc.) including all previous information and any corrected or additional information. To correct a Claim that was billed to Empire in error, submit the entire Claim as a void/cancel of prior Claim. If there is a zero Member, Provider or Facility liability, then a new Claim is needed vs a corrected Claim.

Type	Professional Claim	Institutional Claim
EDI	To indicate the Claim is a replacement Claim: <ul style="list-style-type: none"> In element CLM05-3 "Claim Frequency Type Code" Use Claim Frequency Type 7 	To indicate the Claim is a replacement Claim: <ul style="list-style-type: none"> In element CLM05-3 "Claim Frequency Type Code" Use Claim Frequency Type 7
	To confirm the Claim which is being replaced: <ul style="list-style-type: none"> In Segment "REF – Payer Claim Control Number" Use F8 in REF)! and list the original payer Claim number is REF02 	To confirm the Claim which is being replaced: <ul style="list-style-type: none"> In Segment "REF – Payer Claim Control Number" Use F8 in REF)! and list the original payer Claim number is REF02
	To indicate the Claim was billed in error (Void/Cancel): <ul style="list-style-type: none"> In element CLM05-3 "Claim Frequency Type Code" Use Claim Frequency Type 8 	To indicate the Claim was billed in error (Void/Cancel): <ul style="list-style-type: none"> In element CLM05-3 "Claim Frequency Type Code" Use Claim Frequency Type 8
	To confirm the Claim which is being void/cancelled: <ul style="list-style-type: none"> In Segment "REF – Payer Claim Control Number" Use F8 in REF)! and list the original payer Claim number is REF02 	To confirm the Claim which is being void/cancelled: <ul style="list-style-type: none"> In Segment "REF – Payer Claim Control Number" Use F8 in REF)! and list the original payer Claim number is REF02
Paper	To indicate the Claim is a replacement Claim:	To indicate the Claim is a replacement Claim:

Type	Professional Claim	Institutional Claim
	<ul style="list-style-type: none"> In Item Number 22: "Resubmission and/or Original Reference Number" Use Claim Frequency Type 7 under "Resubmission Code" 	<ul style="list-style-type: none"> In Form Locator 04: "Type of Bill" Use Claim Frequency Type 7
	To confirm the Claim which is being replaced: <ul style="list-style-type: none"> In the right-hand side of Item Number 22 under "Original Ref. No." list the original payer Claim number for the resubmitted Claim. 	To confirm the Claim which is being replaced: <ul style="list-style-type: none"> In Form Locator 64: "Document Control Number (DCN)" list the original payer Claim number for the resubmitted Claim.
	To indicate the Claim is a void/cancel of a prior Claim: <ul style="list-style-type: none"> In Item Number 22: "Resubmission and/or Original Reference Number" Use Claim Frequency Type 8 under "Resubmission Code" 	To indicate the Claim is a void/cancel of a prior Claim: <ul style="list-style-type: none"> In Form Locator 04: "Type of Bill" Use Claim Frequency Type 8
	To confirm the Claim which is being void/cancelled: <ul style="list-style-type: none"> In the right-hand side of Item Number 22 under "Original Ref. No." list the original payer Claim number for the void/cancelled Claim. 	To confirm the Claim which is being void/cancelled: <ul style="list-style-type: none"> In Form Locator 64: "Document Control Number (DCN)" list the original payer Claim number for the void/cancelled Claim.

For additional information on provider complaints and appeals refer to the Claim Payment Dispute and Appeals sections.

NATIONAL DRUG CODES (NDC)

All practitioners and providers are required to supply the 11-digit NDC when billing for injections and other drug items on the CMS1500 and UB04 Claim forms as well as on the 837 electronic transactions. *Note: These billing requirements will apply to Local Plan and BlueCard Member Claims only, and will exclude Federal Employee Program (FEP) and Coordination of Benefits/ Secondary Claims.*

Line items on a claim regarding drugs administered in a physician office or outpatient facility setting for all drug categories will deny if they do not include the following:

- Applicable HCPCS code or CPT code
- Number of HCPCS code or CPT code units
- The valid 11-digit NDC, including the N4 qualifier
- Unit of measure qualifier (F2, GR, ML, UN, ME)
- NDC Units dispensed (must be greater than 0)

Unit of Measurement Requirements

The unit of measurement codes are also required to be submitted. The codes to be used for all Claim forms are:

- F2 – International unit
- GR – Gram
- ML – Milliliter
- UN – Unit
- ME - Milligram

Location of the NDC

The NDC is found on the label of a prescription drug item and must be included on the CMS-1500 or UB04 Claim form or in 837 electronic transactions. The NDC is a universal number that identifies a drug or related drug item.



NDC Number Section	Description
1 (five digits)	Vendor/distributor identification
2 (four digits)	Generic entity, strength and dosage information
3 (two digits)	Package code indicating the package size

Correcting Omission of a Leading Zero

Providers and Facilities may encounter NDCs with fewer than 11-digits. In order to submit a Claim, Providers and Facilities will need to convert the NDC to an 11-digit number. Sometimes the NDC is printed on a drug item and a leading zero has been omitted in one of the segments. Instead of the digits and hyphens being in a 5-4-2 format, the NDC might be printed in a 4-4-1 format (example, 1234-1234-1), a 5-3-2 format (example, 12345-123-12), or a 5-4-1 format (example, 12345-1234-1).

If this occurs, when entering the NDC on the Claim form, it will be required to add a leading zero to the beginning of the segment(s) that is missing the zero.

Do not enter any of the hyphens on Claim forms.

See the examples that follow:

If the NDC appears as...	Then the NDC...	And it is reported as ...
NDC 12345-1234-12 (5-4-2 format)	Is complete	12345123412
NDC 1234-1234-1 (4-4-1 format)	Needs a leading zero placed at the beginning of the first segment and the last segment	01234123401
NDC 12345-123-12 (5-3-2 format)	Needs a leading zero placed at the beginning of the second segment	12345012312
NDC 12345-1234-1 (5-4-1 format)	Needs a leading zero placed at the beginning of the third segment	12345123401

Process for Multiple NDC numbers for Single HCPC Codes

- If there is more than one NDC within the HCPCs code, Providers and Facilities must submit each applicable NDC as a separate Claim line. Each drug code submitted must have a corresponding NDC on each Claim line.
- If the drug administered is comprised of more than one ingredient (i.e. compound or same drug with different strength, etc.), Providers and Facilities must represent each NDC on a Claim line using the same drug code.
- Standard HCPCs billing accepts the use of modifiers to determine when more than one NDC is billed for a service code. They are:
 - KO – Single drug unit dose formulation
 - KP – First drug of a multiple drug unit dose formulation
 - KQ – Second or subsequent drug of a multiple drug unit dose formulation
 - JW – Drug amount discarded /not administered to the patient

How/Where to Place the NDC on a Claim Form

837 Reporting Fields

Providers and Facilities will need to notify billing or software vendors that the NDC is to be reported in the following fields in the 837 format.

Loop	Segment	Element Name	Information	Sample
2410	LIN02	Product or Service ID Qualifier	Enter product or NDC qualifier N4	LIN**N4*01234567891~
2410	LIN03	Product or Service ID	Enter the NDC	LIN**N4*01234567891~
2410	CTP04	Quantity	Enter quantity billed	CTP****2*UN~

Loop	Segment	Element Name	Information	Sample
2410	CTP05-1	Unit of Basis for Measurement Code	Enter the NDC unit of measurement code: F2: International unit GR: Gram ML: Milliliter UN: Unit ME: Milligram	CTP****2*UN~
2410	REF01	Reference ID Qualifier (used to report Prescription # or Link Sequence Number when reporting components for a Compound Drug)	VY: Link Sequence Number XZ : Prescription Number	REF01*XZ*123456~
2410	REF02	Reference Identification	Prescription Number or Link Sequence Number	REF01*XZ*123456~

CMS 1500 Claim Form:

Reporting the NDC requires using the upper **and** lower rows on a Claim line. Be certain to line up information accurately so all characters fall within the proper box and row.

DO NOT bill more than one NDC per Claim line.

Even though an NDC is entered, a valid HCPCS or CPT code must also be entered in the Claim form.

- If the NDC billed does not have a specific HCPCS or CPT code assigned, the appropriate miscellaneous code should be assigned per Correct Coding Guidelines.

The unit of service for the HCPCS or CPT code is very important. Units for injections must be billed consistent with the HCPCS or CPT description of the code.

The following table provides elements of a proper NDC entry on a CMS-1500 Claim form.

All Elements are REQUIRED:

How	Example	Where
Enter a valid NDC code including the N4 qualifier	NDC 00054352763 is entered as N400054352763	Beginning at left edge, enter NDC in the shaded area of box 24A
Enter one of five (5) units of measure qualifiers; <ul style="list-style-type: none"> • F2 – International Unit • GR – Gram • ML – Milliliter • UN – Units • ME – Milligrams 	GR0.045 ML1.0 UN1.000	In the shaded area immediately following the 11-digit NDC, enter 3 spaces, followed by one of five (5) units of measure qualifiers, followed immediately by the quantity

How	Example	Where
and quantity, including a decimal point for correct reporting		
Enter a valid HCPCS or CPT code	J0610 "Injection Calcium Gluconate, per 10 ml" is billed as 1 unit for each 10 ml ampul used	Non-shaded area of box 24D

24. A. DATE(S) OF SERVICE				B. PLACE OF SERVICE	C. EMG	D. PROCEDURES, SERVICES, OR SUPPLIES (Explain Unusual Circumstances)	E. DIAGNOSIS POINT	F. \$ CHARGES	G. DAYS OR UNITS	H. EPSTU Family Plan	I. ID. QUAL.	J. RENDERING PROVIDER ID. #	K. SUPPLIER INFORMATION
From MM DD YY	To MM DD YY												
1													
2													
3													
4													
5													

Enter NDC in shaded area of box 24A

UB04 Claim Form:

- Even though an NDC is entered, a valid HCPCS or CPT code must also be entered in the Claim form.
- If the NDC billed does not have a specific HCPCS or CPT code assigned, the appropriate miscellaneous code should be assigned per Correct Coding Guidelines.
- DO NOT bill more than one NDC per Claim line.
- The unit of service for the HCPCS or CPT code is very important. Units for injections must be billed consistent with the HCPCS or CPT description of the code.

The following table provides elements of a proper NDC entry on a UB04 Claim form. **All Elements are REQUIRED:**

How	Example	Where
Enter a valid revenue code	Pharmacy Revenue Code 0252	Form locator (box) 42
Enter 11- digit NDC, including the N4 qualifier	NDC 00054352763 is entered as N400054352763	Beginning at left edge, enter NDC In locator (box) 43 currently labeled as "Description"
Enter one of five (5) units of measure qualifiers; <ul style="list-style-type: none"> • F2 – International Unit • GR - Gram • ML - Milliliter • UN – Units • ME - Milligrams 	GR0.045 ML1.0 UN1.000	Immediately following the 11 digit NDC, enter 3 spaces followed by one of five (5) units of measure qualifiers, followed immediately by the quantity.

How	Example	Where
and quantity, including a decimal point for correct reporting		
Enter a valid HCPCS or CPT Code	J0610 "injection Calcium, per 10ML" is billed as 1 unit for each 10ML ampul used	Form locator (box 44)

Sample Images of the UB04 Claim Form

42 REV. CD.	43 DESCRIPTION	44 HCPCS / RATE / HIRF CODE	45 SERV. DATE	46 SERV. UNITS	47 TOTAL CHARGES	48 NON-COVERED CHARGES	49
1						0:00	1
2						0:00	2
3						0:00	3
4							4
5							5

42 REV. CD.	43 DESCRIPTION	44 HCPCS / RATE / HIRF CODE	45 SERV. DATE	46 SERV. UNITS	47 TOTAL CHARGES	48 NON-COVERED CHARGES	49
1	N 4 ##### GR0.045	J #####	MMDDYY	1	## :##	0:00	1

PAPER CLAIMS SUBMISSIONS

If Providers or Facilities must file Claims on paper, failure to submit them on the most current CMS-1500 (Form 1500 (02-12)) or CMS-1450 (UB04) will cause Claims to be rejected and returned to the Provider or Facility. More information and the most current forms can be found at www.cms.gov.

- Submit all paper Claims using the current standard RED CMS Form 1500 (02-12) for professional Claims and the UB-04 (CMS-1450) for Facility Claims.
- If Providers or Facilities are submitting a multiple page Claim, the word "continued" should be noted in the total charge field, with the total charge submitted on the last page of the Claim.
- When submitting a multiple page document, do not staple over pertinent information.
- Complete all mandatory fields.
- Do not highlight any fields.
- Check the printing of Claims from time to time to help ensure proper alignment and that characters are legible.
- Ensure all characters are inside the appropriate fields and do not overlap.
- Change the printer cartridge regularly and do not use a DOT matrix printer.
- Submit a valid Member identification number including three digit prefix or R+8 numeric for Federal Employee Program® (FEP®) Members on all pages.

- Claims must be submitted with complete provider information, including referring, rendering and billing NPI; tax identification number; name; and servicing and billing addresses on all pages.

Recommended CMS Form 1500 (02-12) Claim Fields A sample form is available on the [CMS website](#).

Field 1a:	Insured's ID Number – from Member ID card, including any prefix
Field 2:	Patient's Name – do not use nicknames or middle names
Field 3:	Patient's Birth Date – date of birth should be 8-digit (MM DD YYYY) format and Sex
Field 4:	Insured's Name – "same" is acceptable if the insured is the patient
Field 5:	Patient's Address – submitted when the patient's address is different than the insured's address. If it's the same, this field does not need to be populated.
Field 6:	Patient Relationship to Insured
Field 7:	Insured's Address
Field 10:	Is Patient's Condition Related to:
Field 10A:	Employment?
Field 10B:	Auto Accident?
Field 10C:	Other Accident?
Field 12:	Patient Authorization Signature – If patient signature is on file, "Signature on file" is acceptable

Important information about Fields 14 and 15:

CMS Form 1500 (02-12) gives Providers and Facilities two fields (14 and 15) to enter a date with a "Qualifier" that tells payers what the date is for. Field 14 is titled "Date of Current Illness, **Injury**, or Pregnancy" and field 15 is titled "Other Date". If the visit is due to an accident, Qualifier "439" must be entered in field 15 along with the appropriate date. This information is consistent with the form instruction manual available on the NUCC website. For more guidance, visit the NUCC website at www.nucc.org.

Field 14:	<p>Date of Current Illness, Injury or Pregnancy (LMP) (if applicable) – Enter the 8-digit (MM DD YYYY) date of the present illness, injury, or pregnancy. For pregnancy, use the date of the last menstrual period (LMP) as the first date. Enter the applicable qualifier to identify which date is being reported:</p> <ul style="list-style-type: none"> • 431 – Onset of current symptoms or illness • 484 – Last Menstrual Period
------------------	--

Field 15:	<p>Other Date – Enter another date related to the patient’s condition or treatment. Enter the date in the 8-digit (MM DD YYYY) format. Enter the applicable qualifier to identify which date is being reported:</p> <ul style="list-style-type: none"> • 454 – Initial treatment • 304 – Latest visit or consultation • 453 – Acute manifestation or a chronic condition • 439 – Accident • 455 – Last X-ray • 471 – Prescription • 090 – Report start (assumed care date) • 091 – Report end (relinquished care date) • 444 – First visit or consultation
Field 16:	Dates Patient Unable to Work in Current Occupation – This is the time span a patient is or was unable to work
Field 17:	<p>Enter the name of the referring, supervising or ordering provider. Enter the applicable qualifier to the left of the vertical, dotted line:</p> <ul style="list-style-type: none"> • DN – Referring provider • DK – Ordering provider • DQ – Supervising provider
Field 17b:	Referring, ordering or supervising physician NPI
Field 21:	Diagnosis or Nature of Illness or Injury – enter the appropriate diagnosis code/nomenclature – Relate A-L to Field 24E
Field 21:	ICD Ind - ICD Indicator must be submitted between the vertical, dotted lines in the upper right-hand portion of the field or Claim may be rejected. Enter “9” for Code Set ICD-9-CM diagnosis for dates of service prior to 10/01/2015 or “0” for Code Set ICD-10 diagnosis for dates of service 10/01/2015 and later.
Field 22:	Resubmission and/or Original Reference Number – <i>This field is not intended for original Claim submissions.</i> When resubmitting a Claim, enter the original Empire Claim number and the appropriate bill frequency code (7=Replacement of prior Claim; 8=Void/Cancel of prior Claim) left justified in the left-hand side of the field.
Field 23:	<p>Ambulance Providers: Consistent with guidance from the Centers for Medicare and Medicaid Services (CMS), include the zip code for the point of pick up. Providers or Facilities can report the physical pick up and drop off addresses in field 32.</p> <p>Claims for Laboratory Services: Include the CLIA number on each Claim billed for laboratory services by any Provider or Facility performing tests covered by CLIA.</p>
Field 24:	NDC - When submitting an NDC the NDC should be submitted in the shaded area and should be preceded with the qualifier N4, followed immediately by the 11 digit NDC code. The NDC quantity should be submitted in positions 17-24 of the same line. The Quantity should be preceded by the appropriate Qualifier. UN (units), F2 (international units), GR (gram), ME (milligram) or ML (milliliter) number. The total dosage administered in mgs or mls can be reported in box 24 (the shaded section) and should <u>not</u> be reported in the Units field. The Units field on the CMS-Form 1500 (02-12) box 24G represents the number of units based on the NDC number.

Field 24A:	Date(s) of Service
Field 24B:	Place of Service
Field 24D:	Procedures, Services or Supplies – Enter the appropriate CPT, HCPCS code/nomenclature; include a narrative description for Non Specific (NOC) codes. Do not use NOC codes when a specific CPT code is available. Empire must have a clear description of the item/service billed with a NOC code to review. Descriptions should be included in the shaded area for item 24 on professional Claim forms. Indicate appropriate modifier when applicable.
Field 24E:	Diagnosis Pointer – refer to field 21 - Be sure to enter the diagnosis code reference (pointer) from Field 21 to relate the date of service and the procedures performed to the primary diagnosis. When multiple services are performed, the primary reference number for each service should be listed first, other applicable services should follow. The references were changed from numeric to alpha characters on the updated 02/12 form version. Be sure to use alpha characters (A-L) and not numeric in this field.
Field 24F:	\$ Charges – line item charge.
Field 24G:	Days or Units – When providing anesthesia submit time in minutes. When providing pain management, drugs, etc. it should be submitted in units.
Field 24J:	Lower: National Provider Identification number (NPI)
Field 25:	Federal Tax ID Number (9-digit)
Field 28:	Total Charge – total of line item charges.
Field 31:	Full name and title of Physician or Supplier – actual signature or typed/printed designation is acceptable.
Field 32:	Service Facility Location Information – Address where services were rendered
Field 32a:	Service Facility's National Provider Identification number (NPI) – Service location NPI
Field 33:	Billing Provider Information and Phone # – Complete name, address, city, state and zip code

Reminder: If submitting Claims electronically, this field must hold a physical address and should not contain any of the following: "Post Office Box", "P.O. Box", "PO Box", "Lock Box", "Lock Bin", "PO Box"

Field 33a:	Billing Provider's National Provider Identification number (NPI) – Billing Provider NPI
-------------------	---

Note: To help improve payment accuracy and timeliness, remember that when filing Claims, the Tax Identification Number (TIN) and National Provider Identifier (NPI) numbers are required. Additionally, bill Claims using the taxonomy codes as applicable.

Recommended UB-04 (CMS-1450) Claim Fields

If these fields are not completed, Claims may be delayed or returned to the Provider or Facility for additional information. A sample form is available on the [CMS website](#).

Field 1:	Provider name and complete address
Field 2:	Provider's designated billing name and remittance address
Field 4:	Type of Bill
Field 5:	Federal Tax Identification Number
Field 6:	Statement Covers Period (From-Through)
Field 8:	Patient Name
Field 9:	Patient Address
Field 10:	Birth Date (8-digit (MM DD YYYY) format)
Field 11:	Sex
Field 12:	Admission Date
Field 13:	Admission Hour
Field 14:	Admission Type – Priority (Type) of Admission or Visit [Inpatient only]
Field 15:	Admission SRC – Point of Origin for Admission or Visit [Inpatient only]
Field 16:	Discharge Hour [Inpatient only]
Field 17:	Patient Discharge Status [Inpatient only]
Fields 31-34:	Occurrence Codes and Dates
Fields 39-41:	Value Code(s) and Amounts

If there is a Combined Deductible + Coinsurance + Copay amount on the EOMB greater than zero, there must be a corresponding Value code of A1, B1, C1, 08, 09, 11, A2, B2, C2 A7, B7 or C7 and amount on the UB04.

If there is a Value Code present and not equal to 02 there must be a Value Code amount.

The Value Codes to be submitted when billing Private Room Revenue codes according to the UB-04 Data Specifications Manual 2014 and CMS Manual Transmittal 1104 are:

- “01” (semi-private room facility) must be accompanied by the semi-private room rate when the facility offers semi-private rooms and the patient’s stay is in a private room
- “02” indicating “private room only” facility with \$0.00 when the facility is private room only

Common errors in Fields 39-41:

The following is a quick overview of the most common errors Empire sees on fields 39, 40 and 41, when Medicare is primary and Empire is secondary:

- **Value codes are missing.** Value codes A1, B1, C1 are deductibles. Value codes 09, 11, A2, B2 and C2 are coinsurance. Value codes A7, B7 and C7 are copay. Value code 06 is blood deductible.
- **The Member deductible is missing or does not match the EOMB** (Explanation of Medicare Benefits). If there is a deductible amount indicated on the primary payer's remittance advice, the UB04 must include the Member deductible (A1, B1 or C1 value code) and amount.
- **The coinsurance amount is missing.** If there is coinsurance on the primary payer's remittance advice, the UB04 must include the coinsurance amount (09, 11, A2, B2 or C2 value code).
- **The copay amount is missing.** If there is copayment on the primary payer's remittance advice, the UB04 must include the copay amount (A7, B7, or C7 value code).
- **Blood deductible is not noted.** If there is blood deductible on the payer's remittance advice, the value code 06 must be on the Claim, along with the amount.
- **There are errors in listing multiple value codes.** If more than one value code is submitted on lines a – d, fill in fields 39a, 40a or 41a before populating 39b, 40b, or 41b.
- **The value code and remittance advice amounts are different.** In all cases, the value code and remittance advice amounts must match.

Field 42:	Revenue Code(s) – When submitting Revenue Code 011X or 11X and/or 014X or 14X, (X = numeric value) a value code of 01 with an amount greater than zero OR a value code of 02 with zero charges or blank must also be submitted.
Field 43:	Description – NDC: When submitting an unlisted drug HCPCS code, submit the National Drug Code (NDC) in the shaded area above the drug code. Submit qualifier N4 followed immediately by the 11 digit NDC code. The NDC quantity should be submitted in positions 17-24 of the same line. The Quantity should be preceded by the appropriate Qualifier. UN (units), F2 (international units), GR (gram), ME (milligram) or ML (milliliter). The total dosage administered in mgs or mls can be reported in the shaded section and should not be reported in the Units field. The Service Units Field (46) represents the number of units based on the NDC number.
Field 44:	HCPCS/Accommodation Rates/HIPPS Rate Codes
Field 45:	Service Date
Field 46:	Service Units
Field 47:	Total Charges
Field 56:	Providers National Provider Identification number (NPI)
Field 58:	Insured's Name
Field 59:	Patient's Relationship
Field 60:	Insured Unique ID – from Member ID card, including any prefix/suffix

Field 66:	Diagnosis and Procedure Code Qualifier (ICD Version Indicator) – The qualifier that denotes the version of International Classification of Diseases (ICD) reported. The following qualifier codes reflect the edition portion of the ICD: 9 - Ninth Revision for dates of service prior to 10/01/2015 or 0 -Tenth Revision for dates of service 10/01/2015 and later.
Field 67:	Principal Diagnosis Code and Present on Admission (POA) Indicator
Fields 67A-Q:	Other Diagnosis Code(s) and Present on Admission (POA) Indicator(s)
Field 74:	Principal Procedure Code and Date

MEDICAL RECORDS SUBMISSION (SOLICITED AND UNSOLICITED)

Solicited Medical Records Submission

When additional medical records are being submitted in response to Empire's request, the recommended method is to submit them electronically via Availity using the Medical Attachments tool following the directions below. The Medical Attachments tool supports.tiff, .jpg and pdf attachment file types.

A provider organization's Availity administrator should complete the following set-up steps to authorize user access to the Medical Attachments tool:

From **My Account Dashboard**, select **Enrollments Center > Medical Attachments Setup**, follow the prompts and complete the following sections:

1. Select Application > Choose **Medical Attachments Registration**
2. Provider Management > Select **Organization** from the drop-down.
 - Add NPIs and/or Tax IDs. (both are recommended)
 - Multiples can be added separated by spaces or semi-colons.
3. Assign user access by checking the box in front of the user's name. Users may be removed by unchecking their name.

To submit supporting documentation in response to a solicited request:

- Login to Availity portal
- Select **Claims & Payments > Attachments – New**
- Select **Send Attachment**
- Under the **Request for Information**, select **Yes, if you are responding to a request from a health plan or need to submit documentation for a specific claim number**
- Add supporting documentation and Reason
- Submit

If Availity set-up has not been completed and medical records must be sent via mail or fax, send them to the appropriate department as directed in the notification from Empire. **Always include a copy of the request letter on top of the records. Do not** place a copy of the Claim on top of the records.

- If Providers or Facilities are submitting X-Rays, pictures or dental molds, remember to include a valid and complete Member identification number on page one of the material sent with these items.

Unsolicited Medical Records Submission

Empire will send a request when medical records are required. However, if a Provider or Facility wishes to send medical records with the Claim submission, below are helpful tips to follow.

To determine what medical records or portion of the medical records may be required, refer to the applicable Empire Medical Policy, Empire Clinical Guideline, **AIM Clinical Guideline or MCG** at www.Empireblue.com. Review the Position Statement section of the Empire Medical Policies or the Clinical Indications section of the applicable Empire or AIM Clinical Guidelines, to determine what medical records are needed. Refer to the *Medical Policies*, *Clinical Guidelines*, and/or *AIM Specialty Health* sections of the Provider Manual for details on accessing this information.

When submitting medical records that are not requested by Empire, include a clear description of the billed code submitted with the Claim to help ensure prompt processing of the Claim for all miscellaneous, not otherwise classified (NOC), not otherwise specified (NOS), and unlisted HCPCS and CPT codes.

Providers and Facilities can now submit unsolicited medical records using the Availity Portal

A provider organization's Availity administrator should complete the set-up steps listed above in Solicited Medical Records Submission section to authorize user access to the Medical Attachments tool.

Submit an EDI 837 batch, which includes a PWK segment in loops 2300/2400; this detail is the linkage between the electronic Claim and the supplemental documentation.

- Log in to Availity portal
- Select **Claims & Payments > Attachments - New**
- From the **Inbox** tab, select the appropriate Claim
- Add files with supporting documentation
- Submit

Types of Medical Records Required

Medical records needed to determine the medical necessity of a billed code include but are not limited to, depending on the service or procedure, some or all of the following examples:

- History & Physical, Office Notes, Treatment Records & Response
- Chemotherapy Regimens, Chemotherapy Drugs, and Records
- Medications List (current and prior)
- Radiology, Diagnostic Imaging, or Diagnostic Testing Reports
- Therapy/Rehabilitation Records
- Laboratory reports, Pathology reports
- Exact description of NOC/NOS code
- Operative/Procedure Report
- Inpatient Admission Summary, Daily Records, Discharge Summary

Empire May Request Additional Records

Some situations may require additional medical records in addition to what was submitted with the Claim. Although these situations may not have specific rules and guidelines, Empire will make every attempt to make these requests explicit and limited to the minimal requests necessary to render a decision. Examples include, but are not limited to, the following situations:

- Medical records requested by a Member's Blue Cross and/or Blue Shield home plan
- Federal Employee Health Benefits Program requirements

- Review and investigation of Claims (e.g., pre-existing conditions [for grandfathered policies of the Affordable Care Act], lifetime benefit exclusions)
- Medical review and evaluation
- Requests for retro authorizations
- Medical management review (utilization review) and evaluation
- Underwriting review and evaluation
- Adjustments
- Appeals
- Quality management (quality of care concerns)
- Records documenting prolonged services
- Provider audits
- Pre-pay review program
- Fraud, waste and abuse

HIPAA Privacy Rule – Minimum Necessary

Empire complies with HIPAA Privacy Rules and will request the minimum necessary information needed to determine benefits and/or coverage associated with Claim processing. Providers and Facilities are also required under the Minimum Necessary rule to submit only those records requested.

ELECTRONIC DATA INTERCHANGE (EDI)

Empire uses Availity as its exclusive partner for managing all electronic data interchange (EDI) transactions. Electronic Data Interchange (EDI), including Electronic Remittance Advices (ERA) (835), and Electronic Funds Transfers (EFT) allows for a faster, more efficient and cost-effective way for providers to do business.

Advantages of Electronic Data Interchange (EDI)

- Process claims faster by submitting coordination of benefits(COB) electronically and fixing errors early with in-system notification and correction
- Reduce overhead and administrative costs by eliminating paper claim submissions

Use Availity for the following EDI transactions

- Healthcare Claim: Professional (837P)
- Healthcare Claim: Institutional (837I)
- Healthcare Claim: Dental (837D)
- Healthcare Eligibility Benefit Inquiry and Response (270/271)
- Healthcare Services Prior Authorization (278)
- Healthcare Services Inpatient Admission and Discharge Notification (278N)
- Healthcare Claim Payment/Advice (835)
- Healthcare Claim Status Request and Response (276/277)
- Medical Attachments (275)

Ways Providers and Facilities can use the Availity EDI Gateway

Availity's EDI submission options:

- EDI Clearinghouse for Direct Submitters (requires practice management or revenue cycle software)

- Or use the provider or facility's existing clearinghouse or billing vendor to ensure connection to the Availity EDI Gateway

Electronic Data Interchange Trading Partner

Trading partners connect with Availity's EDI gateway to send and receive EDI transmissions. A Trading Partner can be a provider organization using software to submit direct transmissions, billing company or a clearinghouse vendor.

To become an EDI Trading Partner visit www.availity.com.

Select Login if already an Availity user, choose My providers < Transaction Enrollment or choose Register if new to Availity.

Payer IDs

Payer IDs route EDI transactions to the appropriate payer. The [Availity Payer ID list](#) is available on the Availity Portal. If a provider or facility uses a clearinghouse, billing service or vendor, work with them directly to determine payer ID.

Electronic Remittance Advice (835)

Use Availity to register and manage ERA account changes with these three easy steps:

1. Log in to [Availity](#) at www.availity.com
2. Select **My Providers**
3. Click on **Enrollment Center** and select **Transaction Enrollment**

If a provider or facility use a clearinghouse, billing service or vendor, work with them on ERA registration.

Electronic Funds Transfer (EFT)

To register or manage Electronic Funds Transfer (EFT): Go to Empireblue.com, select **Providers** from the top horizontal menu, select **Electronic Data Interchange (EDI)** under Claims. Next, scroll down to the bottom section **EDI Resources** and select the **Electronic Funds Transfer** tab.

Contact Availity

Contact Availity Client Services with any questions at 1-800-Availity (282-4548)

Useful EDI Documentation

- [Availity EDI Connection Service Startup Guide](#) - This guide includes information to get started with submitting Electronic Data Interchange (EDI) transactions to Availity, from registration to ongoing support.
- [Availity EDI Companion Guide](#) - This Availity EDI Guide supplements the HIPAA TR3s and describes the Availity Health Information Network environment, interchange requirements, transaction responses, acknowledgements, and reporting for each of the supported transactions as related to Availity.
- [Availity Registration Page](#) - Availity register page for users new to Availity.
- [Washington Publishing Company](#) - X12 code descriptions used on EDI transactions.

OVERPAYMENTS

Empire's Cost Containment Overpayment Avoidance Division reviews Claims for accuracy and requests refunds if Claims are overpaid or paid in error. Some common reasons for overpayment are:

- Paid wrong provider / Member
- Coordination of Benefits
- Allowance overpayments
- Late credits
- Billed in error
- Duplicate
- Non-covered services
- Claims editing
- Terminated Members
- Total charge overpaid
- Paid wrong Member/ provider number

Empire's Cost Containment Overpayment Avoidance Division also requests refunds for overpayments identified by other Divisions of Empire, such as Provider Audit or the Special Investigations Unit.

Empire Identified Overpayment (aka "Solicited")

When refunding Empire on a Claim overpayment that Empire has requested, use the payment coupon included on the request letter and the following information with the check:

- **The payment coupon**
- Member ID number
- Member's name
- Claim number
- Date of service
- Reason for the refund as indicated in the refund request letter

As indicated in the Empire refund request letter and in accordance with provider contractual language, provider overpayment refunds not received and applied within the timeframe indicated will result in Claim recoupment from any Claim Provider or Facility submits to Empire.

Providers and Facilities may direct disputes of amounts indicated on an Empire refund request letter to the address indicated on the letter.

Provider and Facility Identified Overpayments (aka "voluntary" or "unsolicited")

If Empire is due a refund as a result of an overpayment discovered by a Provider or Facility, refunds can be made in one of the following ways:

- Submit a refund check with supporting documentation outlined below, or

- Submit the Refund Check Information Form with supporting documentation to have claim adjustment/recoupment done off a future remittance advice

When voluntarily refunding Empire on a Claim overpayment, include the following information:

- Refund Check Information Form (**see directions below for how to access online**)
- All documents supporting the overpayment including EOBs from Empire and other carriers as appropriate
- Member ID number
- Member's name
- Claim number
- Date of service
- Reason for the refund as indicated in the list above of common overpayment reasons

Be sure the copy of the provider remittance advice is legible and the Member information that relates to the refund is circled. By providing this critical information, Empire will be able to expedite the process, resulting in improved service and timeliness to Providers and Facilities.

Important Note: *If a Provider or Facility is refunding Empire due to coordination of benefits and the Provider or Facility believes Empire is the secondary payer, **refund the full amount paid**. Upon receipt and insurance primacy verification, the Claim will be reprocessed and paid appropriately.*

How to access the Refund Check Information Form online:

To download the "Refund Check Information Form" directly from empireblue.com/provider/ Select Forms and search for Refund Check Information Form

Utilize the proper address noted in the grid below to return payment:

Make Check Payable To:	Regular Mailing Address:	Overnight Delivery Address:
Empire Blue Cross and Blue Shield	Empire Blue Cross and Blue Shield PO Box 73651 Cleveland, OH 44193-1177	Empire Blue Cross and Blue Shield Lockbox 73651 4100 West 150th Street Cleveland, Ohio 44135

MEDICARE CROSSOVER

Duplicate Claims Handling for Medicare Crossover

All Blue Plans are required to process Medicare crossover Claims for services covered under Medigap and Medicare Supplemental products through Centers for Medicare & Medicaid Services (CMS). This has resulted in automatic submission of Medicare Claims to the Blue secondary payer to eliminate the need for Provider or Facilities or his/her/its billing service to submit an additional Claim to the secondary carrier. Additionally, this has also allowed Medicare crossover Claims to be processed in the same manner nationwide.

When a Medicare Claim has crossed over, Providers and Facilities are to wait 30 calendar days from the Medicare remittance date before submitting the Claim to the local Plan if the charges have still not been considered by the Member's Blue Plan.

To avoid the submissions of duplicate Claims, use the 276/277 Health care Claims status inquiries to verify Claim and adjudication status prior to re-submission of electronic Claims.

The Claims Providers and Facilities submit to the Medicare intermediary will be crossed over to the Blue Plan only after they have been processed by the Medicare intermediary. This process may take approximately 14 days to occur. This means that the Medicare intermediary will be releasing the Claim to the Blue Plan for processing about the same time Provider or Facility receives the Medicare remittance advice. As a result, upon receipt of the remittance advice from Medicare, it may take up to 30 additional calendar days for Providers or Facilities to receive payment or instructions from the Blue Plan.

Providers and Facilities should continue to submit services that are covered by Medicare directly to Medicare. Even if Medicare may exhaust or has exhausted, continue to submit Claims to Medicare to allow for the crossover process to occur and for the Member's benefit policy to be applied.

Medicare primary Claims, including those with Medicare exhaust services, that have crossed over and are received within 30 calendar days of the Medicare remittance date or with no Medicare remittance date, will be rejected by the local Plan.

Empire will reject Medicare primary provider submitted Claims with the following conditions:

- Medicare remittance advice remark codes MA18 or N89 that Medicare crossover has occurred
 - MA18 Alert: The Claim information is also being forwarded to the patient's supplemental insurer. Send any questions regarding supplemental benefits to them.
 - N89 Alert: Payment information for this Claim has been forwarded to more than one other payer, but format limitations permit only one of the secondary payers to be identified in this remittance advice.
- Received by Provider or Facility's local Plan within 30 calendar days of Medicare remittance date
- Received by Provider or Facility's local Plan with no Medicare remittance date
- Received with GY modifier on some lines but not all
 - A GY modifier is used by Providers and outpatient Facilities when billing to indicate that an item or service is statutorily excluded and is not covered by Medicare. Examples of statutorily excluded services include hearing aids and home infusion therapy.

When these types of Claims are rejected, Empire will also remind the Provider or Facility to allow 30 days for the crossover process to occur or instruct the Provider or Facility to submit the Claim with only GY modifier service lines indicating the Claim only contains statutorily excluded services.

Medicare statutorily excluded services – just file once to the local Plan

There are certain types of services that Medicare never or seldom covers, but a secondary payer such as Empire may cover all or a portion of those services. These are statutorily excluded services. For services that Medicare does not allow, such as home infusion, Providers and outpatient Facilities need only file statutorily excluded services directly to their local Plan using the GY modifier and will no longer have to submit to Medicare for consideration. These services must be billed with only statutorily excluded services on the Claim and will not be accepted with some lines containing the GY modifier and some lines without.

For Claims submitted directly to Medicare with a crossover arrangement where Medicare makes no allowance, Providers and Facilities can expect the Member's benefit plan to reject the Claim advising the Provider or Facility to submit to their local Plan when the services rendered are considered eligible for benefit. These Claims should be resubmitted as a fresh Claim to a Provider or Facility's local Plan with the Explanation of Medicare Benefits (EOMB) to take advantage of Provider or Facility contracts. Since the services are not statutorily excluded as defined by CMS, no GY modifier is required. However, the submission of the Medicare EOMB is required. This will help ensure the Claims process consistent with the Provider's or Facility's contractual agreement.

- Providers or outpatient Facilities who render statutorily excluded services should indicate these services by using GY modifier at the service line level of the Claim.
- Providers or Facilities will be required to submit only statutorily excluded service lines on a Claim (cannot combine with other services like Medicare exhaust services or other Medicare covered services)
- The Provider or outpatient Facility's local Plan will not require Medicare EOMB for statutorily excluded services submitted with a GY Modifier.

If Providers or outpatient Facilities submit combined line Claims (some lines with GY, some without) to their local Plan, the Provider or outpatient Facility's local Plan will deny the Claims, instructing the Provider or outpatient Facility to split the Claim and resubmit.

Original Medicare – The GY modifier *should* be used when service is being rendered to a Medicare primary Member for statutorily excluded service and the Member has Blue secondary coverage, such as an Empire Medicare Supplement plan. The value in the SBR01 field should not be "P" to denote primary.

Medicare Advantage – Ensure SBR01 denotes "P" for primary payer within the 837 electronic Claim file. This helps ensure accurate processing on Claims submitted with a GY modifier.

The GY modifier *should not* be used when submitting:

- Federal Employee Program Claims
- Inpatient institutional Claims. Use the appropriate condition code to denote statutorily excluded services.

These processes align Blue Cross and/or Blue Shield plans with industry standards and will result in less administrative work, accurate payments and fewer rejected Claims. Because the Claim will process with a consistent application of pricing, Members will also see a decrease in health care costs as the new crossover process eliminates or reduces balance billing to the Member.

Medicare Crossover Claims FAQs

How do Providers and Facilities handle traditional Medicare-related Claims?

- When Medicare is primary payer, submit Claims to the local Medicare intermediary.
- All Blue Claims are set up to automatically cross over (or forward) to the Member's Blue Plan after being adjudicated by the Medicare intermediary.

How do Providers and Facilities submit Medicare primary / Blue Plan secondary Claims?

- For Members with Medicare primary coverage and Blue Plan secondary coverage, submit Claims to the Medicare intermediary and/or Medicare carrier.

- It is essential that Providers and Facilities enter the correct Blue Plan name as the secondary carrier. This may be different from the local Blue Plan. Check the Member's ID card for additional verification.
- Be certain to include the three-character prefix as part of the Member identification number. The Member's ID will include the three-character prefix in the first three positions. The three-character prefix is critical for confirming membership and coverage, and key to facilitating prompt payments.

When Providers and Facilities receive the remittance advice from the Medicare intermediary, look to see if the Claim has been automatically forwarded (crossed over) to the Blue Plan:

- If the remittance advice indicates that the Claim was crossed over, Medicare has forwarded the Claim on behalf of the Provider or Facility to the appropriate Blue Plan and the Claim is in process. **DO NOT** resubmit that Claim to Empire; duplicate Claims will result in processing and payment delays.
- If the remittance advice indicates that the Claim was not crossed over, submit the Claim to the local Empire Plan with the Medicare remittance advice.
- In some cases, the Member identification card may contain a COBA ID number. If so, be certain to include that number on the Claim.
- For Claim status inquiries, contact the local Empire Plan.

Who do Providers and Facilities contact with Claims questions?

- The local Empire Plan.

How do Providers and Facilities handle calls from Members and others with Claims questions?

- If Members contact a Provider or Facility, tell them to contact their Blue Plan. Refer them to the front or back of their ID card for a customer service number.
- A Member's Blue Plan should not contact Providers or Facilities directly, unless a paper Claim was filed directly with that Blue Plan. If the Member's Blue Plan contacts the Provider or Facility to send another copy of the Member's Claim, refer the Blue Plan to the local Empire Plan.

Where can Providers and Facilities find more information?

For more information:

- Visit Empire's Web site at www.empireblue.com.
- Contact Empire.

Claim Payment Disputes

This section was previously referred to as Complaints and Grievances.

PROVIDER AND FACILITY CLAIM PAYMENT DISPUTE PROCESS

If a Provider or Facility disagrees with the outcome of a Claim, the Provider or Facility may begin the Empire Claim Payment Dispute process. The simplest way to define a Claim Payment Dispute is when the Claim is finalized, but a Provider or Facility disagrees with the outcome.

Be aware there are three common, Claim-related issues that are **not** considered Claim Payment Disputes. To avoid confusion with Claim Payment Disputes, they are defined briefly here:

- **Claim Inquiry:** A question about a Claim or Claim payment is called an inquiry. Claim Inquiries do not result in changes to Claim payments, but the outcome of the Claim Inquiry may result in the initiation of the Claim Payment Dispute. In other words, once the Provider or Facility receives the answer to the Claim Inquiry, the Provider or Facility may opt to begin the Claim Payment Dispute process. Providers and Facilities can utilize the Chat with Payer or send a Secure Message through the Availity Portal. If Providers or Facilities are unable to utilize the Availity Portal for the inquiry they can call the number on the back of the Member ID Card and select the *Claims* prompt. For further details on Secure Messaging reference the *Availity Portal* section in this Manual.
- **Claim Correspondence:** Claim Correspondence is when Empire requires more information to finalize a Claim. Typically, Empire makes the request for this information through the Explanation of Payment (“EOP”) The Claim or part of the Claim maybe denied, but it is only because more information is required to process the Claim. Once the information is received, Empire will use it to finalize the Claim.
- **Clinical / Medical Necessity Appeals:** An appeal regarding a clinical decision denial, such as an authorization or Claim that has been denied as not medically necessary, experimental/investigational. For more information on Clinical / Medical Necessity Appeals, refer to the *Clinical Appeals* section within the Provider Manual.

Reference the Claims Submission Filing Tips section for additional information.

The Empire Claim Payment Dispute process consists of two steps. Providers and Facilities will **not** be penalized for filing a Claim Payment Dispute, and no action is required by the Member.

- **Claim Payment Reconsideration:** This is the first step in the Empire Claim Payment Dispute process. The Claim Payment Reconsideration represents the Provider or Facilities initial request for an investigation into the outcome of the Claim. Most issues are resolved at the Claim Payment Reconsideration step.
- **Claim Payment Appeal:** This is the second step in the Empire Claim Payment Dispute process. If a Provider or Facility disagrees with the outcome of the Claim Payment Reconsideration, Providers or Facilities may request an additional review as a Claim Payment Appeal.

A Claim Payment Dispute may be submitted for multiple reason(s), including:

- Contractual payment issues
- Disagreements over reduced or zero-paid Claims

- Claim code editing issues
- Duplicate Claim issues
- Retro-eligibility issues
- Claim data issues
- Claims that are denied for no authorization when an authorization was obtained, a Claim Payment Dispute may be submitted as long as the authorized services match the Claim details.
- Timely filing issues*

* Empire will consider reimbursement of a Claim that has been denied due to failure to meet timely filing if the Provider or Facility can: 1) provide documentation the Claim was submitted within the timely filing requirements or 2) demonstrate good cause exists. See “Timely Filing for Claims” and “Proof of Timely Filing” in the **Claim Submission Filing Tips** section of the Manual for more information.

CLAIM PAYMENT RECONSIDERATION

The first step in the Empire Claim Payment Dispute process is called the Claim Payment Reconsideration. It is the Provider or Facilities initial request to investigate the outcome of a finalized Claim. Empire cannot process a Claim Payment Reconsideration without a finalized Claim on file.

Claim Payment Reconsiderations can be submitted via phone, the web portal, or in writing. Providers and Facilities within 180 days from the issue date of the EOP (or such other period as set forth in their Provider or Facility Agreement.)

A determination will be made and the initial payment on the Claim will either be upheld or overturned. If the Provider or Facility is satisfied with this determination, the process will end. If the Provider or Facility disagrees with the determination of the Reconsideration, they can file a second request, called a Claim Payment Appeal.

When submitting Claim Payment Reconsiderations, Providers and Facilities should include as much information as possible to help Empire understand why the Provider or Facility believes the Claim was not paid as expected. If a Claim Payment Reconsideration requires clinical expertise, it will be reviewed by the appropriate Empire clinical professionals.

If the decision results in a Claim adjustment, the payment and EOP will be sent separately.

CLAIM PAYMENT APPEAL

If a Provider or Facility is dissatisfied with the outcome of a Claim Payment Reconsideration determination, Providers and Facilities may submit a Claim Payment Appeal through Availity or in writing. Providers and Facilities should submit a Claim Payment Reconsideration before submitting a Claim Payment Appeal. Providers and Facilities are encouraged to submit Claims Payment Appeals within 30 days from the date of the determination of the Claims Payment Reconsideration.

When submitting a Claim Payment Appeal, Providers and Facilities should include as much information as possible to help Empire understand why the Provider or Facility believes the Claim Payment Reconsideration determination was in error. If a Claim Payment Appeal requires clinical expertise, it will be reviewed by appropriate Empire clinical professionals.

If the decision results in a Claim adjustment, the payment and EOP will be sent separately.

Empire will make every effort to resolve the claim payment appeal within 60 calendar days of receipt. If additional information is required to make a determination, the determination date may be extended by 60 additional calendar days. Empire will mail a written extension letter before the expiration of the initial 60 calendar days.

REQUIRED DOCUMENTATION FOR CLAIMS PAYMENT AND CODING DISPUTES

Empire requires the following information when submitting a Claim Payment Dispute (Claim Payment Reconsideration or Claim Payment Appeal):

- Provider or Facility name, address, phone number, email, and either NPI or TIN
- The Member's name and his or her Empire ID number, including the prefix
- A listing of disputed Claims, which should include the Empire Claim number and the date(s) of service(s)
- All supporting statements and documentation, including but not limited to Medical Records.

How to Submit a Claim Payment Dispute

Mail all required documentation to:

Empire BlueCross BlueShield
Attention: Provider Correspondence
P.O. Box 1407, Church Street Station
New York, NY 10008

--Note: Correspondence received from Empire related to the Claims Payment Dispute Process may not reflect all the nomenclature outlined in this section at this time. Providers and Facilities will continue to receive the same correspondence that has been received related to these requests as they have in the past.

Clinical Appeals

Clinical appeals refer to a situation in which an authorization or Claim for a service was denied as not medically necessary or experimental/investigational. Medical necessity appeals/prior authorization appeals are different than Claim Payment Disputes and should be submitted in accordance with the Clinical appeal process.

For questions regarding non-clinical decisions, refer to the Claim Payment Dispute section. Examples of non-clinical items that fall under Claim Payment Disputes include:

- Contractual payment issues
- Disagreements over reduced or zero-paid Claims
- Claim code editing issues
- Duplicate Claim issues
- Retro-eligibility issues

- Claim data issues
- Claims that are denied for no authorization when an authorization was obtained, a Claim dispute may be submitted as long as the authorized services match the Claim details.
- Timely filing issues

CLINICAL APPEALS

- Clinical Appeals can be used if Providers or Facilities disagree with a clinical decision. Clinical Appeals are requests to change decisions based on whether services or supplies are medically necessary or experimental/ investigational. UM program Clinical Appeals involve certification decisions, Claims, or predetermination decisions evaluated on these bases. Clinical Appeals may be initiated verbally, in writing, or by using Interactive Care Reviewer (ICR) portal for appeals regarding an adverse decision.
- Empire Members may designate a representative to exercise their complaint and appeal rights. **A Designation of An Authorized Representative form (DOR)** is needed for the Member to allow/ designate a Provider or Facility to request an appeal on their behalf. The Designation Of An Authorized Representative form (“DOR”) form can be found online at: www.empireblue.com - Select **Providers**, Select **Forms and Guides** (under the Provider Resources column), if needed use the **Change/Select State** link at the top right. Scroll down and select **Forms and Guides**, then scroll down, and select **Claims & Appeals** in the Category drop down and select **Designation of an Authorized Representative (DOR)**.

Guidelines and Timeframes for Submitting Clinical Appeals

- Providers and Facilities have one hundred and eighty (180) calendar days to file a clinical appeal from the date they receive notice of Empire’s initial decision.
- All standard post-service clinical appeals will be resolved within a reasonable period of time appropriate to the medical circumstances, but not later than sixty (60) calendar days from the receipt of the appeal request by Empire.
- For clinical appeals, there are two (2) types of review: standard and expedited.
 - *Standard Appeal:* A standard appeal is available following an initial adverse determination.
 - *Expedited Appeal:* Empire offers an expedited appeal for decisions meeting the expedited criteria. Note: Requests to handle a review as “expedited” are always handled as a Member appeal. Both standard and expedited appeals are reviewed by a person who did not make the initial decision. Unless the Member, on his or her own behalf, or another Provider or Facility has already filed an expedited appeal on the service at issue in the appeal, a Provider or Facility that requests an expedited appeal will be deemed to be the Member’s designated representative for the limited purpose of filing the expedited appeal. As a result, the expedited appeal will be handled pursuant to the Empire Member Appeal Procedures exclusively.
- UM decisions are communicated in writing to the Provider, Facility and Member. These letters provide details on appeal rights and the address to use when sending additional information. A Provider or Facility may file an appeal for a retrospective denial.

Standard Appeals

If Empire Medical Management determines that an admission, extension of a continued stay, or some other health care service is not medically necessary the Provider, Facility, the Member or his/her authorized representative may appeal an adverse determination in the following manner. Note: Requests for appeal of Pre-Service or Concurrent requests will always be handled as a Member appeal. An expedited appeal is available for cases meeting the expedited criteria. See the instructions detailed in the UM decision letter.

The following can be appealed internally by the Provider or Facility with Empire:

- An initial adverse determination provided by Utilization Management

Appeals should be attached to the Provider Clinical Appeal Request cover page, accompanied by a letter stating why the decision is being appealed and why the Provider or Facility feels the decision should be overturned. Also include the information necessary to review it, such as the medical record. Appeals will be acknowledged within fifteen (15) days of receipt, based on the Health Benefit plan. If additional information is necessary to conduct a standard internal appeal, Empire will notify the Provider or Facility within fifteen (15) days of receipt of the appeal to identify and request the necessary information. In the event that only a portion of the requested necessary information is received, Empire shall request the missing information, in writing, within five (5) business days of the partial information receipt. Empire will notify the Member, the Member's designee and the Provider or Facility in writing of the appeal determination within two (2) business days of the decision, based on the health benefit plan.

An appeal is initiated by calling or writing to the Empire Medical Management Appeals Department at 1-800-634-5605, select the pound (#) key and follow the instructions, 8:30 a.m. to 5:00 p.m. EST, Monday – Friday, or in writing, with Provider Clinical Appeal Request cover page, to:

Empire BlueCross BlueShield
Attention: Appeals Department
PO Box 5063
Middletown, NY 10940

****Failure to submit a clinical appeal request with the required accompanying "Provider Clinical Appeal Request Cover Page" and/or to the appropriate Grievances and Appeals P.O. Box listed above may result in an extension of Empire's appeal review timeframe equal to the additional time the request takes to reach the Grievances and Appeals Department.**

Level 1 Appeals must be initiated within one hundred eighty (180) calendar days of Empire's initial decision. Appeals filed after that date will not be considered, and the Provider or Facility will receive a letter stating that the opportunity to file an appeal has been exhausted. The appeal should be attached to the Provider Clinical Appeal Request cover page, accompanied by a letter stating why the determination is being appealed and why it should be overturned, as well as the information necessary to review it, such as the medical record.

If a decision is made in favor of the person filing the appeal, written notification is sent stating that the initial denial decision has been reversed. If Empire makes a final adverse determination upholding the prior decision, Empire will provide written notification that will include:

- The basis and clinical rationale upon which the appeal determination is based
- The words "final adverse determination" (based on the health benefit plan)
- The health service that was denied, including the Facility, Provider and/or the developer/manufacturer of service as available (based on the health benefit plan).

- Information and rights regarding filing a request for a Level 2 appeal to Empire (if available). A clear statement in bold that the Member or Member's authorized representative has four months from the final adverse determination to request an external appeal; or for provider initiated appeals (retrospective services), a statement that the Provider or Facility has forty five (45) days from the final adverse determination to request an external appeal (external appeals are available based on the health benefit plan).
- A statement that choosing a 2nd level of internal appeal, if available under the health benefit plan, may cause time to file external appeal to expire. Statement that Member may be eligible for external appeal and timeframes for external appeal (based on the health benefit plan)
- Standard description of external appeals process is attached (based on the health benefit plan)
- Empire Appeals contact and telephone number (based on the health benefit plan)
- The type of coverage the appellant is enrolled in (based on the health benefit plan)
- The name and address of the UR agent including a contact person and telephone number (based on the health benefit plan)

Failure by Empire to make an appeal determination within the applicable timeframes set forth in NYS Public Health Law and Insurance Law Sections 4904.5 and 4905(e), respectively, shall be deemed to be a reversal of Empire's adverse determination. **Notwithstanding the foregoing, the aforementioned requirement as far as the reversal of an adverse determination shall only apply to insured benefit plans that are regulated by New York law.**

Note: The Member and Empire may jointly agree to waive the internal appeal process; if this occurs, Empire will provide a written letter with information regarding the process for filing an external appeal to the Member within twenty-four (24) hours of the agreement to waive Empire's internal appeal process.

Expedited Appeals

- The Provider, Facility, Member or his/her authorized representative may request an urgent/expedited appeal to be implemented when the denial of coverage involves any of the following: Cases involving continued or extended healthcare services, procedures or treatments (including home health care services following an inpatient hospital admission);
- Requests for additional services for a patient undergoing a continuing course of treatment
- Any case in which the Member's Provider or Facility believes an immediate appeal is warranted.
 - Note: Requests to handle a review as "expedited" are always handled as a Member appeal. Both standard and expedited appeals are reviewed by a person who did not make the initial decision. Unless the Member, on his or her own behalf, or another Provider or Facility has already filed an expedited appeal on the service at issue in the appeal, a Provider or Facility that requests an expedited appeal will be deemed to be the Member's designated representative for the limited purpose of filing the expedited appeal. As a result, the expedited appeal will be handled pursuant to the Empire Member Appeal Procedures exclusively.

Note: There is only one (1) level of expedited appeal. Expedited appeals that are not resolved to

the satisfaction of the appealing party may be further appealed via the standard Empire Member Appeal Procedures exclusively as a Level 2 appeal or through the external appeal process (based on the health benefit plan). Retrospective appeals are not eligible to be expedited. If sufficient documentation to conduct the expedited appeal is not provided, the Empire Appeals Department will immediately notify the Member and the Member's Provider or Facility by telephone or facsimile to identify and request the necessary information followed by written notification.

Written notice of final adverse determinations concerning an expedited UR appeal shall be transmitted to Members within twenty-four (24) hours of rendering the determination.

Expedited appeals will be decided within 2 business days of receipt of necessary information, or 72 hours when additional information requested. Written notice of final adverse determination concerning an expedited appeal shall be transmitted to the Member within 24 hours of rendering the determination. Expedited appeal outcomes are also telephonically relayed to the person filing the appeal.

Reasonable access to a Clinical Peer Reviewer shall be made available within one (1) business day of receiving notice of the request for an expedited appeal.

An Expedited Appeal is initiated by calling or writing to the Empire Medical Management Appeals Department at 1-800- 634-5605 select the pound (#) key and follow the instructions, 8:30 a.m. to 5:00 p.m. EST, Monday – Friday, or by writing to:

Empire BlueCross BlueShield
Attention: Appeals Department
P.O. Box 5063
Middletown, NY 10940

Be sure to include the Provider Clinical Appeal Request cover page with the written appeal request.

Summary of Provider and Facility Appeal Timeframes (Plan's response timeframe will be indicated on the acknowledgement letter)

Level of Appeal	Type of Appeal	Timeframe to request Appeal	Timeframe to respond
Level 1	Post-Service	180 calendar days from the initial denial	30/60 calendar days based on the Health Benefit Plan

****Failure to submit a clinical appeal request with the required accompanying "Provider Clinical Appeal Request Cover Page" and/or to the appropriate Grievances and Appeals P.O. Box listed above may result in an extension of Empire's appeal review timeframe equal to the additional time the request takes to reach the Grievances and Appeals Department.**

Levels of appeal available to Members or Designated Representatives on behalf of the Member (Plan's response timeframe will be indicated on the acknowledgement letter)

Level of Appeal	Type of Appeal	Timeframe to request Appeal	Timeframe to respond
Level 1	Expedited	180 calendar days from the initial denial	2 business days of receipt of necessary information or 72 hours when additional information requested

Level 1	Pre-Service	180 calendar days from the initial denial	15/30 calendar days based on the Health Benefit Plan
Level 1	Post-Service	180 calendar days from the initial denial	30/60 calendar days based on the Health Benefit Plan
Level 2	Pre-Service	60 calendar days from the first level appeal denial letter	15/30 calendar days based on the Health Benefit Plan
Level 2	Post-Service	60 calendar days from the first level appeal denial letter	30/60 calendar days based on the Health Benefit Plan

External Appeals

Based on applicable New York State Insurance and Public Health Law, if services in whole or in part, were denied based on medical necessity or a determination that they are experimental or investigational, subsequent to an appeal the Provider or Facility may have the right to an external review. Providers and Facilities can initiate an external review using the form Empire will send when the final adverse determination is made. A Member, the Member's designee and, in connection with concurrent and retrospective adverse determinations, a Member's Provider or Facility shall have the right to request an external review.

An external appeal may be filed:

- When the Member has had coverage of a health care service which would otherwise be a covered benefit under a subscriber contract or governmental health benefit program, denied on appeal, in whole or in part, on the grounds that such health care services is not medically necessary and Empire has rendered a final adverse determination with respect to such health care services or both Empire and the Member have jointly agreed to waive any internal appeal.
- When the Member has had coverage of a health care service denied on the basis that such service is experimental or investigational and the denial has been upheld on appeal or both Empire and the Member have jointly agreed to waive any internal appeal and the Member's attending physician has certified that the Member has a life-threatening or disabling condition or disease (a) for which standard health services or procedures have been ineffective or would be medically inappropriate or (b) for which there does not exist a more beneficial standard health service or procedure covered by Empire or (c) for which there exists a clinical trial and the Member's attending, physician, who must be a licensed, board-certified or board-eligible physician qualified to practice in the area of practice appropriate to treat the Members life threatening or disabling condition or disease, must have recommended either (a) a health service or procedure (including a pharmaceutical product within the meaning of PHL 4900 (5)(b)(B), that based on two documents from the available medical and scientific evidence, is likely to be more beneficial to the Member than any covered standard health service or procedure; or (b) a clinical trial for which the Member is eligible. Any physician certification provided shall include a statement of the evidence relied upon by the physician in certifying his or her recommendation, and the specific health service or procedure recommended by the attending physician would otherwise be covered under the policy except for the health

care plan's determination that the health service or procedure is experimental or investigational.

Note: The Member and Empire may jointly agree to waive the internal appeal process; if this occurs Empire will provide a written letter with information regarding filing an external appeal to Member within twenty-four (24) hours of the agreement to waive Empire's internal appeal process.

An external appeal must be submitted within one hundred and twenty (120) days upon receipt of the final adverse determination of the first level appeal, regardless of whether or not the Member requested a second level appeal. If a Member chooses to request a second level internal appeal, the time may expire for the Member to request an external appeal.

BlueCard® Members

Appeals involving clinical decisions related to Medical Necessity, experimental/investigative and/or Utilization Management (UM) decisions involving Pre-certification/Pre-authorization are the responsibility of the Blue Plan insuring or administering benefits for non-Empire Members (the Member's Home Plan).

Technically the Member, not the Provider or Facility, is responsible for obtaining the necessary authorization prior to the delivery of non-inpatient admission services. Empire understands that many Providers and Facilities obtain Pre-certification/Pre-authorization or may wish to dispute these types of denials on behalf of, and as a service to, their patients.

- If the appeal relates to Pre-certification/Pre-authorization, the Provider or Facility may have received information directly from the Member's Home Plan regarding appeal rights and processes. Follow the directions provided by the Member's Home Plan.
- If the appeal relates to Claim denial, and the Provider or Facility did not receive this information from the Member's Home Plan and wishes to appeal a Medical Necessity or experimental/investigational Claim denial, the local Plan is the point of contact. When a Provider or Facility expresses dissatisfaction and wishes to file an appeal as indicated in the description above, a Claim Payment Dispute should be submitted, along with attached supporting documentation, to the local Plan. Reference the Claim Payment Dispute section for further details.

Member Quality of Care/Quality of Service Investigations

OVERVIEW

The Grievances and Appeals department develops, maintains and implements policies and procedures for identifying, reporting and evaluating potential quality of care/service ("QOC"/"QOS") concerns or sentinel events involving Empire Members. This includes cases reviewed as the result of a grievance submitted by a Member and potential quality issues ("PQI") reviewed as the result of a referral received from an Empire clinical associate. All Empire associates who may encounter clinical care/service concerns or sentinel events are informed of these policies.

Quality of care grievances and PQIs are processed by clinical associates. Medical records and a response from the Provider and/or Facility are requested. If the clinical associate determines the case is a non-issue with no identifiable quality issue, the clinical associate may assign a severity level C-0. A clinical associate may also assign a severity level rating of C-1 if the case meets the criteria for a known complication. A clinical associate may issue a C-3 rating for a Provider's or Facility's failure to submit requested information. Otherwise, the clinical associate will send a case summary to the Medical Director for review (i.e., First Level Peer Review). The case summary will include a list of previous severity levels assigned to the involved Provider and/or Facility on a rolling 12-month basis. If there are no previous severity levels, this will be documented. The Medical Director will select a specialty matched reviewer to evaluate the case, as appropriate. Upon completion of the review, the Medical Director makes a final determination and assigns a severity level for tracking and trending purposes. Upon completion of First Level Peer Review, if the case is a Member grievance, the Member is sent a resolution letter within thirty (30) calendar days of Empire's receipt of the grievance. The Member is informed that peer review statutes do not permit disclosure of the details and outcome of the quality investigation. In addition, the clinical associate will send a letter to the Provider and/or Facility explaining the outcome of the review and the severity level assigned.

Significant quality of care issues may be elevated to the regional Peer Review Committee for Second Level Peer Review. This may result in a subsequent referral to the appropriate Credentials Committee.

Trends/patterns of all assigned severity levels are reviewed with the Medical Director for intervention and corrective action planning.

Providers and Facilities have a contractual obligation to actively cooperate with any investigation. When a Member alerts Empire to a quality concern regarding the care they received, Empire has an obligation to thoroughly investigate that allegation by reviewing all relevant materials including any internal investigation and their outcomes done by the impacted Providers and/or Facility. This requirement is in the Provider and Facility Agreements and, as a business associate, Empire has a right to that information.

CORRECTIVE ACTION PLANS ("CAP")

When corrective action is required, the Medical Director or the applicable local Peer Review Committee will determine appropriate follow-up interventions which can include one or more of the following: a CAP from the Provider and/or Facility, CME, chart reviews, on-site audits, tracking and trending, Provider and/or Facility counseling, and/or referral to the appropriate committee.

REPORTING

G&A leadership reports grievance and PQI rates, categories, and trends; to the appropriate Quality Improvement Committee on a bi-annual basis or more often as appropriate. Quality improvement or educational opportunities are reported, and corrective measures implemented, as applicable. Results of corrective actions are reported to the Committee. The Quality Council reviews these trends annually during the process of prioritizing quality improvement activities for the subsequent year.

SEVERITY LEVELS FOR QUALITY ASSURANCE

Quality of Care		
Level	Points Assigned	Description
C-0	0	No quality of care issue found to exist.
C-1	0	Predictable/unpredictable occurrence within the standard of care. Recognized medical or surgical complication that may occur in the absence of negligence and without a QOC concern.
C-2	5	Communication, administrative, or documentation issue that adversely affected the care rendered.
C-3	5	Failure of a practitioner/provider to respond to a member grievance regarding a clinical issue despite two requests per internal guidelines.
C-4	10	Mild deviation from the standard of care. A clinical issue that would be judged by a prudent professional to be mildly beneath the standard of care.
C-5	15	Moderate deviation from the standard of care. A clinical issue that would be judged by a prudent professional to be moderately beneath the standard of care.
C-6	25	Significant deviation from the standard of care. A clinical issue that would be judged by a prudent professional to be significantly beneath the standard of care.

Quality of Service		
Level	Points Assigned	Description
S-0	0	No quality of service or administrative issue found to exist.
S-1	0	Member grievances regarding practitioner's office: physical accessibility, physical appearance, and adequacy of the waiting-room and examining-room space.
S-2	5	Communication, administrative, or documentation issue with no adverse medical effect on member.
S-3	5	Failure of a practitioner/provider to respond to a member grievance despite two requests per internal guidelines.
S-4	10	Confirmed discrimination, confirmed HIPAA violation, confirmed confidentiality and/or privacy issue.

TREND THRESHOLD FOR ANALYSIS

Quality of Care and Service Trend Parameters

The following accumulation of QOC and QOS cases with severity levels and points, or any combination of cases totaling 20 points or more during a rolling 12 months will be subject to trend analysis:

- 8 cases with a leveling of C-0 and S-0
- 4 cases with a leveling of C-1
- 4 cases with a leveling of C-2 and S-2
- 4 cases with a leveling of C-3 and S-3
- 2 cases with a leveling of C-4
- 2 cases with a leveling of C-5
- 1 case with a leveling of C-6 (automatic referral to the applicable Peer Review Committee)
- 3 cases with a leveling of S-1 (for a specific office location in a 6 month period); refer for site visit
- 4 cases with a leveling of S-4 (automatic referral to the applicable Provider Review Committee)

A rolling 12 month cumulative level report is generated monthly and reviewed by a G&A clinical associate for trend identification. (Four similar complaints constitute a trend).

An analysis is completed by the G&A clinical associate and forwarded to the Medical Director to determine if there is a pattern among the cases. For example, a provider who repeatedly fails to return phone calls to postoperative patients resulting in the potential for or an actual adverse outcome. The Medical Director will determine if further action is warranted, such as the need for a corrective action plan, or referral to the appropriate committee for further review and action, as appropriate.

Corrective action plans received for QOC issues are reviewed by the Medical Director and may be forwarded to the applicable local Peer Review Committee for further review and follow up, as appropriate. **A provider who does not submit the corrective action plan by the deadline or who does not comply with the terms of the corrective action plan will be referred to the Credentialing Committee for further action, which may include termination from the network.**

Reimbursement Requirements and Policies

Reimbursement for services that Providers and Facilities provide to Empire Members is based upon the Agreements that Empire has with Providers and Facilities, Empire's Members' benefit application, Empire's medical policy application and Empire's reimbursement requirements and policies.

This section includes reimbursement requirements and policies on how Empire will reimburse Providers and Facilities for certain services. Reimbursement Policies are published on

empireblue.com be sure to check both places. To locate the policies online go to www.Empireblue.com. Empire reserves the right to review and revise policies when necessary.

ADMISSIONS

An Admission is considered to occur when a Member is registered as an inpatient in the Facility upon the orders of the Member's attending physician.

If the Facility decides to keep a Member receiving outpatient Covered Services (i.e. outpatient surgery, emergency room services) past midnight for observation, the overnight stay will NOT be considered an admission unless the Member is admitted as an inpatient as set forth above.

Notwithstanding the foregoing, the Facility will not be reimbursed for inpatient services unless inpatient Covered Services are deemed to be Medically Necessary. In the context of an admission, this means that such service(s) could not be safely provided on an outpatient basis and there were complications that required an inpatient level of care. Without limiting the generality of the foregoing, an admission is not Medically Necessary when a Member: (1) is being evaluated or observed to determine whether the Member has a complication or specific diagnosis for which treatment is required; or (2) when the Member is diagnosed with a complication or specific diagnosis which requires treatment and the necessary treatment (a) is reasonably expected to be less than 24 hours and (b) due to the level of acuity, could be safely provided on an outpatient basis such as services that could be provided at a facility-based observation level of care (regardless of whether the facility has a designated observation unit). In cases where it is determined that inpatient services were not Medically Necessary, Facility shall be reimbursed in accordance with the applicable outpatient rate for the Covered Services provided. Until such time as this payment provision is automated, it is the Facility's responsibility to submit a corrected Claim indicating an outpatient place of service for payment at the applicable outpatient rates or facility may appeal the inpatient Claim as the Claim will initially be denied.

BLOOD, BLOOD PRODUCTS, AND ADMINISTRATION

Transportation charges are included in the reimbursement for the product itself and are not separately reimbursable. Blood and blood product administration services are not reimbursable on inpatient Claims.

CHANGES DURING ADMISSION

There are elements that could change during an admission. The following table shows the scenarios and the date to be used for the entire Claim:

CHANGE	EFFECTIVE DATE
Facility's Contracted Rate (other than DRG)	Admission
DRG Base Rate	Discharge
DRG Grouper	Discharge
DRG Relative Weight	Discharge
CPT & HCPCS coding changes	Discharge

CHARGEMASTER CAP

Facility will provide thirty (30) days prior written notice of any increase to the Chargemaster above the Chargemaster Cap set forth in the Agreement, via certified letter from the Facility's chief financial officer or other appropriate officer of Facility. Such notice shall include Facility's estimate of the amount of net increase based on the book of business covered under the Agreement and shall provide a copy of the Chargemaster.

Empire shall have the right, upon request and consistent with the audit provisions of the Agreement, to audit any and all Facility records, documents and other information to validate the net impact of the Chargemaster increase. The audit will be conducted using inpatient and outpatient utilization for all Claims paid under this Agreement and will be conducted using the revenue and usage (utilization) data for the fiscal period (annual) subject to audit as opposed to using fiscal period data from any other period than the audit.

In the event the Facility increases its Chargemaster, in the aggregate, taking into account the book of business under this Agreement, by more than the Chargemaster Cap during any applicable contract year, the parties agree that the Percentage Rate paid will be decreased by a percentage equal to the percent in excess of the Chargemaster Cap by Empire. In other words, Empire shall decrease the discount off charges for any Covered Services paid on a Percentage Rate basis to ensure that the amount payable under this Agreement does not exceed the amount that would have been payable had the Facility not exceeded the Chargemaster Cap. Plan reserves the right to recoup any amounts paid over the Chargemaster Cap between the time that the Chargemaster increase caused payments to exceed the Chargemaster Cap until the payment rates were adjusted downwardly to bring Facility into compliance with this section.

Facility will make Chargemaster available to Empire electronically upon request. This data shall be in a format acceptable to Empire and shall include, at a minimum, the following data elements: (1) all Facility charge codes and related charge revenue (Coded Service Identifier(s)); (2) charge number; (3) current Charge and previous Charge; (4) effective date of change; (5) departmental code; and (6) Facility tax identification number.

CLINIC SERVICES

For purposes of this paragraph, the term "clinic" shall mean setting for physical examination and treatment of ambulant patients who are not hospitalized and who are not treated in an emergency or ambulatory surgery setting. If Covered Services are rendered to a Member by a Professional Provider at any clinic owned, operated or controlled by a Facility, the Facility agrees that it will not bill or seek reimbursement for any claimed technical or overhead component of the clinic charges (e.g. UB-04 revenue codes 510-529 or any successor codes) from any Plan or Member, and shall only seek reimbursement of the Facility clinic charges from such Professional Provider. Until such time that Empire develops the system capability to automatically adjudicate Claims submitted for clinic charges, Empire may use a post payment audit process, which may result in recoupment of any impermissible clinic charges.

CODING REQUIREMENTS

Providers and Facilities will submit Claims in a format consistent with industry standards and acceptable to Empire.

COMPREHENSIVE HEALTH PLANNING

Facility shall not bill Empire, Plan or a Member for Health Services, expanded facilities, capital operating costs or any other matter of service requiring a certificate of need approval or exemption under existing law, or similar or successor laws that may be adopted from time to time, unless said approval or exemption has been granted in writing.

COSMETIC AND RECONSTRUCTIVE SURGERY

Cosmetic surgery is not a covered service because it is performed to reshape the structure of the body in order to alter the appearance or to alter the manifestation of the aging process. Reconstructive surgery is covered when it is performed to improve or restore bodily function or to correct a functional defect resulting from disease, trauma, or congenital or developmental anomalies. When surgery is done for both cosmetic and reconstructive purposes, the allowed amount will be prorated based on the percentage of the surgery that was reconstructive in nature. However, breast reconstruction following mastectomy for cancer is not considered cosmetic. This includes surgery on the contra lateral breast for symmetry.

COURTESY ROOM

Facility shall not bill Empire, Plan, and/or Members for any charges related to use of a Courtesy Room in the provision of Health Services to a Member. "Courtesy Room" means an area in the Facility where a professional provider is permitted by Facility to provide Health Services to Members.

DAILY SUPPLY OR ONE TIME CHARGE FEES/ITEMS

Supply fees billed daily or one time, which are unidentified and unsupported by medical records or documentation are not reimbursable.

DIFFERENT SETTINGS CHARGES

If Empire determines that Facility submits charges differently for the same service performed in a different setting, Empire may reimburse at the Empire Rate for the lesser of the two charges.

ELIGIBILITY AND PAYMENT

A verification of eligibility is not a guarantee of payment.

EMERGENCY ROOM SUPPLY AND SERVICES CHARGES

The emergency room level reimbursement includes payment for all monitoring, equipment (i.e., MRI, CT, etc.), supplies, time and staff charges. Reimbursement for the use of the emergency room includes the use of the room and personnel employed for the examination and treatment of patients.

- Follow up Care – Initial emergency room includes full compensation for the subsequent follow up care by Facility employees or subcontractors in the emergency room. Empire shall not make any additional payment to the Facility, and Facility shall not seek any payment from the Member in relation to follow up care, including any payment which would otherwise be due for the emergency room visit, i.e., stitch removal, wound care, cast care, or any procedure with a CPT coding guidelines global period)
- Emergency Admissions – Unless otherwise required by federal or state law, if a Member presents in the emergency room or for an Outpatient Service, but requires a higher level

of care and is admitted or transferred for Inpatient Services at Facility or another facility that i) operates under the same Facility Agreement, and (ii) has the same tax identification number as Facility, then the inpatient reimbursement shall supersede the emergency room or outpatient service allowance (there will be no separate payment for any emergency room visit or Outpatient Service) and shall be considered all inclusive. There will be no separate payment for emergency room Covered Services but the day of admission shall be deemed to have occurred when the patient presented to the Emergency Room.

EVALUATION AND MANAGEMENT (E&M) SERVICES

Prior to payment, Empire may review E&M claims to determine, in accordance with correct coding requirements and/or reimbursement policy as applicable, whether the E&M code level submitted is higher than the E&M code level supported on the Claim. If the E&M code level submitted is higher than the E&M code level supported on the Claim, Empire reserves the right to

- Deny the Claim and request resubmission of the Claim with the appropriate E&M level;
- Pend the Claim and request that the Facility or Provider submit documentation supporting the E&M level billed; and/or
- Adjust reimbursement to reflect the lower E&M level supported by the Claim

FACILITY PERSONNEL CHARGES

Charges for Inpatient Services for Facility personnel are not separately reimbursable and the reimbursement for such is included in the room and board rate. Examples include, but are not limited to, lactation consultants, dietary consultants, overtime charges, transport fees, nursing functions (including IV or PICC line insertion at bedside), professional therapy functions, including Physical, Occupational, and Speech, call back charges, nursing increments, therapy increments, and bedside respiratory and pulmonary function services. Outpatient Services for Facility personnel are also not separately reimbursable. Reimbursement is included in the reimbursement for the procedure or observation charge.

GENERAL INDUSTRY STANDARD LANGUAGE

Per Empire policy and the Agreement, Provider and Facility will follow industry standards related to billing. Per the UB-04 and CMS1500 (or subsequent forms) billing manual referenced as Coded Service Identifier(s).

GENERAL RULES RELATING TO FACILITY PAYMENT METHODOLOGIES

Services are reimbursed using a Case Rate, Per Diem, Per Visit, Fee Schedule Rate, Percentage Rate and Other Outpatient Rate payment methodology based on the Facility Agreement. These allowances include, but is not limited to, reimbursement for professional services, blood, blood products, processing, storage and administration, monitoring services performed in connection with devices inserted or equipment used in part of an Inpatient or Outpatient Service, comprehensive health planning, courtesy room, daily supply or one time charge fees/items, Facility personnel charges, instrument trays, implants, equipment and supplies, drugs/ medications, nursing procedures, all ancillary services (including but not limited to laboratory and x-ray), DME, room and board charges, personal care items, portable charges, pre-operative care and holding room charges, preparation charges, ambulance charges, recovery room, special procedure room charge, stand-by charges and video equipment used in operating room.

HOME SLEEP STUDY POLICY

Empire considers home sleep studies a professional service. As a result, Empire shall only consider reimbursement for Claims billed globally on a CMS-1500 form or 837 P electronic submitted by the physician performing the reading. Claims submitted by a facility on a UB-04 claim form or 837I electronic shall not be considered for reimbursement and Members shall have no liability. To the extent the physician performing the reading does not own the equipment; the physician should work with the equipment supplier directly on any related costs associated with the equipment use, as the equipment will not be reimbursed separately by the Empire.

For additional information on sleep studies, clinical guidelines are available at [aimspecialtyhealth.com](https://www.aimspecialtyhealth.com) or contact a dedicated Network Management Consultant.

INCIDENTAL PROCEDURES

Procedures that are performed concurrently with, and are clinically an integral part of, the primary procedure will not be reimbursed separately. The fees for any incidental procedure will be denied and Empire will reimburse the allowed amount for the primary procedure only. Certain services and supplies that are considered part of overall care are not separately reimbursed. These may include procedures identified as Status “B” by CMS.

Empire considers the use of surgical trays and supplies to be incidental (part of the technique) to surgical procedures and therefore not separately reimbursed. Empire’s fees for surgical procedures include these items and techniques.

INSTRUMENT TRAYS

Charges for instrument trays for any procedure are included in the cost of the procedure and are not separately reimbursable. See Operating Room Time and Procedure Charges for additional information.

INTERIM BILL CLAIMS

Empire shall not adjudicate Claims submitted as interim bills for services reimbursed under DRG methodology.

IV SEDATION AND LOCAL ANESTHESIA

Charges for IV Sedation and local anesthesia administered by the provider performing the procedure, and/or nursing personnel, is not separately reimbursable and is included as part of the Operating Room (“OR”) time/procedure reimbursement.

LAB CHARGES

Blood storage and processing, blood administration and thawing fees are inclusive of the procedure/lab test performed and not separately reimbursable.

LABOR CARE CHARGES

Empire will reimburse appropriately billed room and board or labor charges. Payment will not be made on both charges billed concurrently. Facilities reimbursed under DRG will not be reimbursed by Empire for Outpatient Services rendered prior to the admission.

LESSER OF REIMBURSEMENT

Reimbursement for Covered Services will be paid at the lesser of Physician, Practitioner or Facilities' actual charge or the amount set forth in the agreed upon negotiated allowances specific for each product, i.e. HMO, PPO, EPO, etc. The calculation of "lesser of" shall occur at the line level for Physicians **(excluding services that are non-covered)** and at the Claim level **(excluding services that are non-covered)** for Facilities.

MEDICAL CARE PROVIDED TO OR BY FAMILY MEMBERS

Services for any type of medical care rendered by a Provider to him/herself or to an immediate family member (as defined below), who is a Member, are not eligible for coverage and should not be billed to Empire. In addition, a Provider may not be selected as a Primary Care Physician (PCP) by his/her immediate family member.

Unless otherwise set forth in a Member's Health Benefit Plan, an immediate family member includes: father, mother, children, spouse, domestic partner, legal guardian, grandparent, grandchild, sibling, step-father, step-mother, step-children, step-grandparent, step-grandchild, and/or step-sibling.

NURSING PROCEDURES

Empire will not separately reimburse fees associated with nursing procedures or services provided by Facility nursing staff or unlicensed Facility personnel (technicians) performed during an inpatient ("IP") admission or outpatient ("OP") visit. Examples include, but are not limited, to intravenous ("IV") injections or IV fluid administration/monitoring, intramuscular ("IM") injections, subcutaneous ("SQ") injections, nasogastric tube ("NGT") insertion, urinary catheter insertion, point of care/bedside testing (such as glucose, blood count, arterial blood gas, clotting time, pulse oximetry etc.) and inpatient blood transfusion administration/monitoring (with the exception of OP blood administration or OP chemotherapy administration which are submitted without observation/ treatment room charges.)

OPERATING ROOM TIME AND PROCEDURE CHARGES

The operating room ("OR") charge will be based on a time or procedural basis. When time is the basis for the charge, it should be calculated from the time the patient enters the room until the patient leaves the room, as documented on the OR nurse's notes. The operating room charge will reflect the cost of:

- The use of the operating room
- The services of qualified professional and technical personnel
- Linen packs, basic instrument packs, basic packs, basic post-op dressing, equipment and routine supplies such as sutures, gloves, dressings, sponges, prep kits, drapes, and surgical attire.

Separate charges are allowed for specialized packs such as those used for open heart, eye and scope surgeries, packs for extensive plastic repair and complex post-op dressing or specialized equipment such as hip pins, bone nails, bone plates, and tantalum mesh. This includes the cost of preparing, storing and handling such supplies.

The operating room charge will not reflect the cost of robotic technology and is not eligible for separate reimbursement. Examples of charges that are not eligible for separate or additional reimbursement are listed below:

- Increased operating room unit cost charges for the use of the robotic technology
- Charges billed under CPT or HCPCS codes that are specific to robotic assisted surgery, including, but not limited to, S2900

OTHER AGREEMENTS

If Facility currently maintains a separate Agreement(s) with Empire solely for the provision and payment of home health care services, skilled nursing Facility services, ambulatory surgical Facility services, or other agreements that Empire designates (hereinafter collectively "Other Agreement(s)"), said Other Agreement(s) will remain in effect and control the provision and payment of Covered Services rendered there under.

OUTPATIENT CPT BASED CLAIMS

For Providers and Facilities contracted for outpatient CPT processing, Empire will process (based on individual contract with facility) outpatient diagnostic, therapy, home infusion and ambulatory surgery claims based on CPT codes that are billed in conjunction with revenue codes based on the Medicare Physician Fee Schedule Non-Facility allowable as indicated at www.cms.gov. If there is no allowable indicated at www.cms.gov, the services will be reimbursed at Empire's standard reimbursement fee schedule which may be updated from time to time.

CPT outpatient ambulatory surgery Claims will be reimbursed based on the revenue code and CPT surgical procedure code. Empire will reimburse multiple CPT surgical procedure codes. Empire does not accept Modifier 50 for Claims processing, so bilateral procedures reported with the same CPT/HCPCS must be billed on separate lines using an LT/RT Modifier.

Medicare crossover Claims are excluded from the CPT payment methodology, as Empire reimburse Medicare balances only.

PERSONAL CARE ITEMS

Personal care items used for patient convenience are not reimbursable. Examples include but are not limited to: breast pumps, deodorant, dry bath, dry shampoo, lotion, non-medical personnel, mouthwash, powder, soap, telephone calls, television, tissues, toothbrush and toothpaste. Items used for the patient which are needed as a direct result of a procedure or test are considered part of the room and board or procedure charges and are not separately reimbursable. Examples include but are not limited to: bedpans, chux, hot water bottles, icepacks, pillows, sitz baths, and urinals.

PHARMACY CHARGES

Pharmacy charges will include the cost of the drugs prescribed by the attending physician. Medications furnished to patients shall not include an additional separate charge for the cost of materials necessary for the preparation and administration of drugs, and the services rendered by registered pharmacists and other pharmacy personnel. Empire will reimburse at the Empire Rate for the drug. All other services are included in the Empire Rate. Example of pharmacy charges which are not separately reimbursable include, but are not limited to: IV mixture fees and Facility staff checking the pharmacy ("RX") cart.

PORTABLE CHARGES

Portable Charges are included in the reimbursement for the procedure, test or x-ray and are not separately reimbursable.

PRE-OPERATIVE CARE OR HOLDING ROOM CHARGES

Charges for a pre-operative care or a holding room used prior to a procedure are included in the reimbursement for the procedure, and are not separately reimbursed. In addition, nursing care provided in the pre-operative care area will not be reimbursed separately. Reimbursement for the procedure includes all nursing care provided.

PREPARATION (SET-UP) CHARGES

Charges for set-up, equipment or materials in preparation for procedures or tests are included in the reimbursement for that particular procedure or test.

PROVIDER AND FACILITY RECORDS

Provider and Facility shall prepare and maintain all appropriate medical, financial, administrative and other records as may be needed for Members receiving Health Services. All of Provider's and Facility's records on Members shall be maintained in accordance with prudent record keeping procedures and as required by any applicable federal, state or local laws, rules or regulations.

RECOVERY ROOM CHARGES

Reimbursement for recovery room services (time or flat fee) includes all used and or available services, equipment, monitoring, nursing care that is necessary for the patient's welfare and safety during his/her confinement. This will include, but is not limited to EKG monitoring, Dinamap®, pulse oximeter, injection fees, nursing, nursing time, nursing supervision, equipment and supplies, (whether disposable or reusable), defibrillator, and oxygen. Separate reimbursement for these services will not be made.

RESPIRATORY SERVICES

More than one type of respiratory support (for example: mechanical ventilation and CPAP) at the same time and/or on the same day is not eligible for separate reimbursement, unless there is clinical documentation to support that the Member requires different levels of respiratory support. Mechanical Ventilation / CPAP / BIPAP support is inherent to ICU/CCU/NICU room & board care is not eligible for separate reimbursement.

ROUNDING OF ALLOWANCES

Covered Services priced at a Case Rate, Per Diem Rate or Per Visit rate, including those being modified for the Q-HIP adjustment, if applicable, will be rounded to the nearest whole dollar. In addition, the base rate used to calculate the DRG Case Rate shall be rounded to the whole penny to the extent applicable.

Covered Services priced at a Fee Schedule Rate, including those being modified for the Q-HIP adjustment, will be calculated using whole percentages. The resulting Fee Schedule Rate allowance will be rounded to two (2) decimal places.

Covered Services priced at a Percentage Rate will be rounded to two (2) decimal places. By way of example but not limited to, if the Empire Rate requires a price adjustment due to an audit finding, the resulting Percentage Rate will be modified and rounded to two (2) decimal places.

If applicable, when Q-HIP adjustment and inflationary Rate Increases coincide on the same effective date, the Q-HIP adjustment and the rate increase will first be added together and the result will be applied to the Empire Rate using the rounding rules previously detailed above. For illustrative purposes only, if the rate increase was 3.5%, the Q-HIP adjustment was 0.85%, the

Empire Rate was \$755 Per Diem, and the inflationary Empire Rate with Q-HIP adjustment would equal \$.

$(1.035 + .0085) \times 755 = 1.0435 \times 755 = \787.8425 which would be rounded to \$788.

ROUTINE SUPPLIES

Any supplies, items and services that are necessary or otherwise integral to the provision of a specific service and/or the delivery of services in a specific location are considered routine services and not separately reimbursable in the inpatient and outpatient environments.

All items and supplies that may be purchased over-the-counter are not separately reimbursable.

All reusable items, supplies and equipment that are provided to all patients are not reimbursable separately when the primary procedure is reimbursed under a Per Case, Per Diem, Fee schedule or Per Visit payment rate methodology.

All reusable items, supplies and equipment that are provided to all patients admitted to a given treatment area or unit (i.e., NICU, Burn Unit, PACU, Medical/Surgical Unit), as well as all reusable items, supplies and equipment that are provided to all patients receiving the same service (i.e., an Ambu bag during resuscitation), are not separately reimbursable.

SPECIAL PROCEDURE ROOM CHARGE

Special procedure room charges are included in the reimbursement for the procedure. If the procedure takes place outside of the OR suite, then OR time will not be reimbursed to cover OR personnel/staff being present in the room. Example: ICU, GI lab, etc.

STAND-BY CHARGES

Standby equipment and consumable items such as oxygen, which are on standby, are not reimbursable. Only actual use is covered. Professional staff on standby is included in the reimbursement for the procedure and also is not separately reimbursable.

STAT CHARGES

Stat charges are included in the reimbursement for the procedure, test and or X-ray. These charges are not separately reimbursable.

SUBMISSION OF CLAIM/ENCOUNTER DATA

Facilities and Providers will submit Claims and encounter data to Empire on a CMS-1500, UB04, or subsequent form, in a manner consistent with industry standards and policies and procedures as approved by Empire. Empire will make best efforts to pay all complete and accurate Claims for Covered Services submitted by Facilities and Providers in accordance with the applicable state statute, exclusive of Claims that have been suspended due to the need to determine Medical Necessity, to the extent of Empire's payment liability, if any, because of issues such as coordination of benefits, subrogation or verification of coverage.

SUPPLIES AND EQUIPMENT

Charges for medical equipment, including but not limited to, IV pumps, PCA Pumps, and isolation carts and supplies are not separately reimbursable. Also, oxygen charges, including but not limited to, oxygen therapy per minute/per hour, mechanical ventilation and ventilation management, continuous positive airway pressure (CPAP), and bilevel positive airway pressure (BIPAP), when billed with room types ICU/CCU/NICU or any Specialty Care area, where

equipment is a requirement to be authorized for specialty category, are not separately reimbursable.

TECH SUPPORT CHARGES

Pharmacy Administrative Fees (including mixing medications), any portable fees for a procedure or service, patient transportation fees when taking a patient to an area for a procedure or test are not separately reimbursable. Transporting a patient back to their room following surgery, a procedure, or test, are not separately reimbursable.

TELEMETRY

Telemetry charges in ER/ ICU/CCU/NICU or telemetry unit are included in the reimbursement for the place of service. Additional monitoring charges are not reimbursable. Separately billed telemetry charges will only be paid if observation ("OBS") charges do not exceed approved average semi-private room and board rate less discount, as submitted to Empire.

TEST OR PROCEDURES PRIOR TO ADMISSION(S) OR OUTPATIENT SERVICES

The following diagnostic services, defined by specific Coded Service Identifier(s), are considered part of pre-admission/pre-surgical/preoperative testing:

- 254 – Drugs incident to other diagnostic services
- 255 – Drugs incident to radiology
- 30X – Laboratory
- 31X – Laboratory pathological
- 32X – Radiology diagnostic
- 341 – Nuclear medicine, diagnostic
- 35X – CT scan
- 40X – Other imaging services
- 46X – Pulmonary function
- 48X -- Cardiology
- 53X – Osteopathic services
- 61X – MRI
- 62X – Medical/surgical supplies, incident to radiology or other services
- 73X – EKG/ECG
- 74X – EEG
- 92X – Other diagnostic services

Non-diagnostic services are also considered part of pre-admission/pre-surgical/preoperative testing if they are furnished in connection with the principal diagnosis that necessitates the outpatient procedure or the Member's admission as an inpatient.

Unless the Provider or Facility Agreement with Empire specifies a different timeframe, pre-admission/pre-surgical/ pre-operative testing that occurs within seventy-two (72) hours prior to the inpatient admission or outpatient procedure will be included in the DRG Rate, Per Diem Rate, Case Rate or any other Empire Rate for Covered Services, and will not be paid separately. All Claims billed separately for these services must be accompanied with the appropriate ICD-10 codes.

TRANSFERS

Transfer to and from other facilities requires prior authorization by Empire's Medical Management Department. Empire does not approve transfers between acute facilities unless the transfer is considered to be Medically Necessary. When a transfer is approved for an inpatient Covered Service for which Facility is reimbursed on a "Per Case" basis or actual charges due to "Lesser of" reimbursement methodology (i.e. when Facility's actual charge is less than the "Per Case" negotiated amount), reimbursement to Facility will be apportioned so as to avoid duplicate payment based on the percentage of the admission that the patient was inpatient at Facility. The per diem rate is calculated by dividing the DRG case rate by the average length of stay (GMLOS for MS DRG). For transfers for admissions for which Facility is reimbursed under a "Per Diem" payment methodology, the inpatient stay at each applicable facility shall be treated as an "Admission" as defined above and Facility shall be reimbursed under the "Admission" rules described above.

UNDOCUMENTED OR UNSUPPORTED CHARGES

Per Empire policy, Empire will not reimburse charges that are not documented on medical records or supported with reasonable documentation.

VIDEO OR DIGITAL EQUIPMENT USED IN OPERATING ROOM

Charges for video or digital equipment used in a surgery are included in the reimbursement for the procedure and are not separately reimbursable. Charges for batteries, covers, film, anti-fogger solution, tapes etc., are not separately reimbursable.

ADDITIONAL REIMBURSEMENT GUIDELINES FOR DISALLOWED CHARGES

For any claims that are reimbursed at a percent of charge, only Charges for Covered Services are eligible for reimbursement. The disallowed charges (charges not eligible for reimbursement) include, **but are not limited to**, the following, whether billed under the specified Revenue Code or any other Revenue Code. These Guidelines may be superseded by the Facility or Provider Agreement. Refer to the contractual fee schedule for payment determination.

The tables below illustrate examples of non-reimbursable items/services:

Facility Responsibility	
Typically Billed Under This/These Revenue Codes, but not Limited to the Revenue Codes Listed Below	Description of Excluded Items
0990 – 0999	Personal Care Items <ul style="list-style-type: none">• Courtesy/Hospitality Room• Patient Convenience Items (0990)• Cafeteria, Guest Tray (0991)• Private Linen Service (0992)• Telephone, Telegraph (0993)• TV, Radio (0994)• Non-patient Room Rentals (0995)• Beauty Shop, Barber (0998)• Other Patient Convenience Items (0999)

Facility Responsibility	
Typically Billed Under This/These Revenue Codes, but not Limited to the Revenue Codes Listed Below	Description of Excluded Items
0220	Special Charges
0369	Preoperative Care or Holding Room Charges
0760 – 0769	Special Procedure Room Charge
0111 – 0119	Private Room* (subject to Member's Benefit)
0221	Admission Charge
0480 – 0489	Percutaneous Transluminal Coronary Angioplasty (PTCA) Stand-by Charges
0220, 0949	Stat Charges
0270 – 0279, 0360	Video Equipment Used in Operating Room
0270, 0271, 0272	Supplies and Equipment <ul style="list-style-type: none"> • Blood Pressure cuffs/Stethoscopes • Thermometers, Temperature Probes, etc. • Pacing Cables/Wires/Probes • Pressure/Pump Transducers • Transducer Kits/Packs • SCD Sleeves/Compression Sleeves/Ted Hose; • Oximeter Sensors/Probes/Covers • Electrodes, Electrode Cables/Wires • Oral swabs/toothettes; • Wipes (baby, cleansing, etc.) • Bedpans/Urinals • Bed Scales/Alarms • Specialty Beds • Foley/Straight Catheters, Urometers/Leg Bags/Tubing • Specimen traps/containers/kits; • Tourniquets; • Syringes/Needles/Lancets/Butterflies • Isolation carts/supplies; • Dressing Change Trays/Packs/Kits • Dressings/Gauze/Sponges; • Kerlix/Tegaderm/OpSite/Telfa • Skin cleansers/preps; • Cotton Balls; Band-Aids, Tape, Q-Tips • Diapers/Chucks/Pads/Briefs • Irrigation Solutions • ID/Allergy bracelets; • Foley stat lock; • Gloves/Gowns/Drapes/Covers/Blankets;

Facility Responsibility	
Typically Billed Under This/These Revenue Codes, but not Limited to the Revenue Codes Listed Below	Description of Excluded Items
	<ul style="list-style-type: none"> • Ice Packs/Heating Pads/Water Bottles • Kits/Packs (Gowns, Towels and Drapes); • Basins/basin sets; • Positioning Aides/Wedges/Pillows; • Suction Canisters/Tubing/Tips/Catheters/Liners • Enteral/Parenteral Feeding Supplies (tubing/bags/sets, etc.) • Preps/prep trays; • Masks (including CPAP and Nasal Cannulas/Prongs); • Bonnets/Hats/Hoods; • Smoke Evacuator Tubing; • Restraints/Posey Belts • OR Equipment (saws, skin staplers, staples & staple removers, sutures, scalpels, blades etc.) • IV supplies (tubing, extensions, angio-caths, stat-locks, blood tubing, start kits, pressure bags, adapters, caps, plugs, fluid warmers, sets, transducers, fluid warmers, etc.);
0220 – 0222, 0229, 0250	Tech Support Charges <ul style="list-style-type: none"> • Pharmacy Administrative Fee (including mixing meds) • Portable Fee (cannot charge portable fee unless equipment is brought in from another Facility) • Patient transport fees
0223	Utilization Review Service Charges
263	IV Infusion for therapy, prophylaxis (96365, 96366); IV Infusion additional for therapy: IV Infusion concurrent for therapy (96368); IV Injection (96374, 96379)
0229, 0760 – 0762, 0769, 0270, 410 – 413, 0419	Other Special Charges <ul style="list-style-type: none"> • Observations hours may never exceed the charge of a semiprivate room charge • Oxygen charges while a patient is on a ventilator • Respiratory assessment/vent management charges
0230, 0270 – 0272, 0300 – 0307, 0309, 0390-0392, 0310	Nursing Procedures and 99001 – Handling and/or conveyance of specimen from patient (charge for specimen handling)

Facility Responsibility	
Typically Billed Under This/These Revenue Codes, but not Limited to the Revenue Codes Listed Below	Description of Excluded Items
0230	Incremental Nursing – General
0231	Nursing Charge – Nursery
0232	Nursing Charge – Obstetrics (OB)
0233	Nursing Charge – Intensive Care Unit (ICU)
0234	Nursing Charge – Cardiac Care Unit (CCU)
0235	Nursing Charge – Hospice
0239	Nursing Charge – Emergency Room (ER) or Post Anesthesia Care Unit (PACU) or Operating Room (OR)
0250 – 0259, 0636	Pharmacy (non-formulary drugs, compounding fees, nonspecific descriptions) <ul style="list-style-type: none"> • Medication prep • Nonspecific descriptions • Anesthesia Gases – Billed in conjunction with Anesthesia Time Charges • IV Solutions 250 cc or less • Miscellaneous Descriptions • Non-FDA Approved Medications
0256	Experimental Drugs
0270, 0300 – 0307, 0309, 0380 – 0387, 0390 – 0392	Venipuncture (CPT Code 36415, 36416 or G0001) <ul style="list-style-type: none"> • Specimen collection • Draw fees • Phlebotomy • Heel stick • Blood storage and processing blood administration (Rev codes 0380, 0390 – 0392; 0399) • Thawing/Pooling Fees
0222, 0270, 0272, 0410, 0460	Portable Charges

Facility Responsibility	
Typically Billed Under This/These Revenue Codes, but not Limited to the Revenue Codes Listed Below	Description of Excluded Items
0270 – 0279, 0290, 0320, 0410, 0460	Supplies and Equipment <ul style="list-style-type: none"> • Preparation (Set-up) Charges; Set-up is included in the fee for the procedure and, as such, included in the room and board • Oxygen (ICU/CCU/Progressive) O.R., ER and Recovery • Instrument Trays and/or Surgical Packs • Drills/Saws (All power equipment used in O.R.) • Drill Bits • Blades • IV pumps and PCA (Patient Controlled Analgesia) pumps • Isolation supplies • Daily Floor Supply Charges • X-ray Aprons/Shields • Blood Pressure Monitor • Beds/Mattress • Patient Lifts/Slings • Restraints • Transfer Belt • Bair Hugger Machine/Blankets • SCD Pumps • Heal/Elbow Protector • Burrs • Cardiac Monitor • EKG Electrodes • Vent Circuit • Suction Supplies for Vent Patient • Electrocautery Grounding Pad • Bovie Tips/Electrodes • Anesthesia Supplies When Billed with Anesthesia Time Charges • Anesthesia Circuit • Perfusion Supplies When Billed with Perfusionist Time Charge • Case Carts • C-Arm/Fluoroscopic Charge • Wound Vacuum Pump • Bovie/Electro Cautery Unit • Wall Suction • Retractors • Single Instruments • Oximeter Monitor • CPM Machines • Lasers • Davinic Machine/Robot

Facility Responsibility	
Typically Billed Under This/These Revenue Codes, but not Limited to the Revenue Codes Listed Below	Description of Excluded Items
0309 – 0369, 0419, 0619	After Hours – Call-back
0370 – 0379, 0410, 0460, 0480 – 0489	Anesthesia (Specifically, conscious/moderate sedation) <ul style="list-style-type: none"> • Nursing care • Monitoring • Intervention • Pre- or Post-evaluation and education • IV sedation and local anesthesia • Intubation/Extubation • CPR
410	Nursing/Respiratory Functions: <ul style="list-style-type: none"> • Oximetry (94760, 94761, 94762) • Oximetry reading by nurse or respiratory tech • Vent Management • Postural Drainage • Suctioning Procedure • Nursing/Respiratory care performed while patient is on vent
0480 – 0489	Percutaneous Transluminal Coronary Angioplasty (PTCA) stand-by charges
0940 – 0945	Education/Training
0270, 0272, 0300 – 0309	Bedside/Point of Care/Near Patient Testing (such as glucose, blood count, arterial blood gas, clotting time, glucose, etc.)

Member Responsibility	
Typically Billed Under This/These Revenue Codes, but not Limited to the Revenue Codes Listed Below	Description of Excluded Items
0110 – 0119	Private Room*
0990	Patient Convenience Items
0991	Cafeteria, Guest Tray
0992	Private Linen Service

Member Responsibility	
Typically Billed Under This/These Revenue Codes, but not Limited to the Revenue Codes Listed Below	Description of Excluded Items
0993	Telephone, Telegraph
0994	TV, Radio
0995	Non-patient Room Rentals
0996	Late Discharge
0998	Beauty Shop, Barber
0999	Other Patient Convenience Items

* Subject to the Member's Benefit Agreement.

Clinical Practice Guidelines

Empire considers clinical practice guidelines to be an important component of health care. Empire adopts nationally recognized clinical practice guidelines, and encourages physicians to utilize these guidelines to improve the health of Members. Several national organizations such as, National Heart, Lung and Blood Institute, American Diabetes Association and the American Heart Association, produce guidelines for asthma, diabetes, hypertension, and other conditions. The guidelines, which Empire uses for quality and disease management programs, are based on reasonable medical evidence. Empire reviews the guidelines at least every two years or when changes are made to national guidelines for content accuracy, current primary sources, new technological advances and recent medical research.

Providers can access the up-to-date listing of the medical, preventive and behavioral health guidelines online. To access the guidelines, go to empireblue.com/provider **Scroll to Review Policies**

With respect to the issue of coverage, each Member should review his/her Certificate of Coverage and Schedule of Benefits for details concerning benefits, procedures and exclusions prior to receiving treatment. The Certificate of Coverage and/or Schedule of Benefits supersede the clinical practice guidelines.

Preventive Health Guidelines

Empire considers prevention an important component of health care. Empire develops preventive health guidelines in accordance with recommendations made by nationally recognized organizations and societies such as the American Academy of Family Physicians (AAFP), the American Academy of Pediatrics (AAP), the Advisory Committee on Immunizations Practices (ACIP), the American College of Obstetrics and Gynecology (ACOG) and the United States Preventive Services Task Force (USPSTF). The above organizations make recommendations based on reasonable medical evidence. Empire reviews the guidelines annually for content accuracy, current primary sources, new technological advances and recent medical research and make appropriate changes based on this review of the recommendations and/or preventive health mandates. Empire encourages physicians to utilize these guidelines to improve the health of Members.

The current guidelines are available on online. To access the guidelines, go to empireblue.com/provider/Provider HomeHealth and Wellness Review Policies>[Preventive Health Guidelines](#).

With respect to the issue of coverage, each Member should review his/her Certificate of Coverage and Schedule of Benefits for details concerning benefits, procedures and exclusions prior to receiving treatment. The Certificate of Coverage and/or Schedule of Benefits supersede the preventive health guidelines.

Medical Policies and Clinical Utilization Management (“UM”) Guidelines

The Office of Medical Policy & Technology Assessment (“OMPTA”) develops medical policy and clinical UM guidelines (collectively, “Medical Policy”) for Empire. The principal component of the process is the review for development of Medical Necessity and/or investigational position statements or clinical indications that are objective and based on medical evidence for certain new medical services and/or procedures or for new uses of existing services and/or procedures. The services consisting of medical, surgical, and behavioral health treatments, may include, but are not limited to devices, biologics, specialty pharmaceuticals, gene therapies, and professional health services.

Medical Policies are intended to reflect current scientific data and clinical thinking. While Medical Policy sets forth position statements or clinical indications regarding the medical necessity of individual services and/or procedures, Federal and State law, as well as Benefit Plan language, including definitions and specific provisions/exclusions, take precedence over Medical Policy and must be considered first in determining eligibility for coverage.

The Medical Policy & Technology Assessment Committee (“MPTAC”) is a multiple disciplinary group including physicians from various medical and behavioral health specialties, clinical practice environments and geographic areas. Voting membership may include external physicians in clinical practices and participating in networks, external physicians in academic practices and participating in networks, internal medical directors and Chairs of MPTAC

Subcommittees. Non-voting members may include internal legal counsel and internal medical directors.

Additional details regarding the Medical Policy development process, including information about MPTAC and its Subcommittees, is provided in [ADMIN.00001 Medical Policy Formation](#).

MEDICAL POLICY AND CLINICAL UTILIZATION MANAGEMENT (“UM”) GUIDELINES DISTINCTION

Medical Policy and clinical UM guidelines differ in the type of determination being made. Both set forth position statements or clinical indications regarding the medical necessity of individual services and/or procedures. In general, Medical Policy may be developed to address experimental or investigational technologies (including a novel application of an existing technology) and services where there is a significant concern regarding Member safety. clinical UM guidelines address Medical Necessity criteria for technologies or services where sufficient clinical evidence exists to evaluate the clinical appropriateness of the request, goal length of stay (GLOS), place of service and level of care. In addition, Medical Policies are implemented by all Empire Plans while clinical UM guidelines are adopted and implemented at the local Empire Plan or line of business discretion.

ACCESSING MEDICAL POLICIES AND CLINICAL UM GUIDELINES

All Empire Medical Policies are available on Empireblue.com, which provides transparency for Providers, Facilities, Members and the public in general. Some vendor guidelines used to make coverage determinations are proprietary and are not publicly available on the Empire website, but are available upon request.

To locate Medical Policy online, go to **Empireblue.com**. Select **Providers**, under **Provider Resources** select **Policies, Guidelines & Manuals**, then select Change/Select a State. Select **“View Medical Policies & Clinical UM Guidelines”**. Search for policies or select “Full List page” to view. Page link is included below:

- [Medical Policy and Clinical UM Guidelines](#)
- [Coverage Guidelines and Clinical UM Guidelines](#)

To locate Medical Policy and Clinical UM Guidelines and Prior Authorization requirements for BlueCard Out-of-area Members go to Empireblue.com. Select Providers, then select Change/Select a State, then choose **“Prior Authorization”** under Claims in the horizontal menu. Scroll down the page to **Helpful Links** and select **“Medical Policy and Prior Authorization for Blue Plans”**. Page link is included below:

- [Medical Policy and Prior Authorization for Blue Plans](#)

CLINICAL UM GUIDELINES

The clinical UM guidelines published on online represent the clinical UM guidelines currently available to all Plans for adoption throughout the organization. Because local practice patterns, claims systems and benefit designs vary, a local Plan or line of business may choose whether to implement a particular clinical UM guideline. The link below can be used to confirm whether the local Plan or line of business has adopted the clinical UM guideline(s) in question. Adoption lists are created and maintained solely by each local Plan or line of business.

To view the list of specific clinical UM guidelines adopted by Empire scroll to the bottom of the Clinical UM Guidelines section and select the link titled “Clinical UM Guidelines adopted by Empire Blue Cross and Blue Shield

OTHER CRITERIA

In addition to Medical Policy and Clinical UM Guidelines Empire maintains for coverage decisions, Empire may adopt criteria developed and maintained by other organizations. Where Empire has developed a policy that addresses a service also described in one of these other sets of criteria, Empire’s policy supersedes. To access this other criteria, go to **Empireblue.com**. Select **Providers**, under **Provider Resources** select **Policies, Guidelines & Manuals**, Select **View Medical Policies & Clinical UM Guidelines** and scroll to **Other Criteria** and Select the specific criteria needed.

Utilization Management

UTILIZATION MANAGEMENT PROGRAM

The Utilization Management (“UM”) Program goal is to have Members receive the appropriate quantity and quality of healthcare services, delivered at the appropriate time, and in a setting consistent with their medical care needs. Providers and Facilities agree to abide by the following UM Program requirements in accordance with the terms of the Agreement and the Member’s Health Benefit Plan. Providers and Facilities agree to cooperate with Empire in the development and implementation of action plans arising under these programs. Provider or Facility shall comply with all requests for medical information required to complete Empire’s UM review. Providers and Facilities agree to adhere to the following provisions and provide the information as outlined within this section.

Utilization management decisions are based on medical necessity and appropriateness of care and service, and the organization does not specifically reward denials of coverage.

UM DEFINITIONS

- **Adverse Determination:** means a denial, reduction or failure to make payment (in whole or in part) for a benefit based on a determination that a benefit is experimental, investigational, or not medically necessary or appropriate as defined in the applicable health benefit plan. This may apply to Prospective, Continued Stay, and Retrospective reviews.
- **Business Day:** Monday through Friday, excluding designated company holidays.
- **Continued Stay Review:** (continuation of services). Continued Stay Review means utilization review that is conducted during a Member’s ongoing stay in a facility or course of treatment. Continued Stay Review includes continuation of services (Urgent Care & Extensions).
- **Notification:** The telephonic and/or written/electronic communication to the applicable Providers, Facility and the Member documenting the determination.

- **Pre-certification/Pre-authorization Requirement:** List of services that require Pre-service Review by Empire UM prior to service delivery. For Empire UM team to perform Pre-service Review, the provider submits the pertinent information as soon as possible to Empire UM prior to service delivery.
- **Pre-Service (Prospective) Review:** Review for Medical Necessity that is conducted on a health care service or supply prior to its delivery to the Member.
- **Post Service (Retrospective) review:** means a utilization review that is conducted after the health care service (or supply) has been provided to the Member.
- **Urgent Care Review:** means request for medical care or services where application of the time frame for making routine or non-life threatening care determinations.
 - a) Could seriously jeopardize the life or health of the Member or the Member's ability to regain maximum function, based on a prudent layperson's judgment, or
 - b) Could seriously jeopardize the life, health or safety of the Member or others, due to the Member's psychological state, or
 - c) In the opinion of a practitioner who is a licensed or certified professional providing medical care or behavioral healthcare services with knowledge of the Member's medical or behavioral condition, would subject the Member to adverse health consequences without the care or treatment that is the subject of the request.

PROGRAM OVERVIEW

Utilization Management (UM) may be required for Pre-certification/Pre-authorization, Pre-service (Prospective) Review, Continued Stay Review, or Post-service (Retrospective) Review.

The determination that services are medically necessary is based on the information provided, and is not a guarantee that benefits will be paid. Payments are based on the Member's coverage at the time of service. These terms typically include certain exclusions, limitations and other conditions. Benefit payment could be limited, for example, when:

- The information submitted with the Claim, or on the medical record, differs from that given for the pre-Claim UM review.
- The service is excluded from coverage.
- The Member is not eligible for coverage when the service is provided.

The review may consider such factors as the Medical Necessity of services provided, and whether the service involves cosmetic or experimental/investigative procedures.

UM may be conducted via multiple communication paths.

Inpatient medical admissions require UM review. UM for inpatient medical services may include but is not limited to: acute hospitalizations, units described as "sub-acute," "step-down" and "skilled nursing facility;" designated skilled nursing beds/units; comprehensive outpatient rehabilitation Facilities; rehabilitation units; inpatient hospice; and sub-acute rehabilitation Facilities or transitional living centers. These services are subject to admission review for determination of Medical Necessity and appropriateness, site of service and level of care.

Non-inpatient medical services may require Pre-Service Review.

The list of Pre-certification/Pre-authorization Requirements can be accessed online. Go to **Empireblue.com**, and select **Providers**. Under the **Claims** heading, select **Prior Authorization**. Select the appropriate link depending on the type of Member.

PRE-SERVICE REVIEW & CONTINUED STAY REVIEW

- A. Provider or Facility shall ensure both requirements (1) and (2) are met: (1) that non-emergency admissions and outpatient procedures that require Pre-certification/Pre-authorization as specified by Empire are submitted for review and have a decision rendered before the service occurs. Information provided to Empire UM shall include demographic and clinical information including, but not limited to, primary diagnosis. For information on applicable penalties for non-compliance see Failure to Comply with Utilization Management Program section. (2) For non-emergency admissions, Provider or Facility shall also provide confirmation to Empire UM of the necessary demographic information and primary diagnosis within twenty-four (24) hours or next Business Day following the Member's admission.
- B. If an Emergency admission has occurred, Provider or Facility shall notify Empire UM within forty-eight (48) hours or the first Business Day following admission. If the forty-eight (48) hours expires on a day that is not a Business Day the timeframe will be extended to include the next Business Day. Information provided to Empire UM shall include demographic and clinical information including, but not limited to, primary diagnosis. For information on applicable penalties for non-compliance see Failure to Comply with Utilization Management Program section.
- C. Provider or Facility shall verify that the Member's primary care physician has provided a referral as required by certain Health Benefit Plans.
- D. Provider or Facility shall comply with all requests for medical information required to complete Empire's UM review up to and including discharge planning coordination. To facilitate the review process, Provider or Facility shall make best efforts to supply requested information within twenty-four (24) hours of request.
- E. Empire specific Pre-certification/Pre-authorization Requirements may be confirmed on the Empire web site or by contacting the appropriate phone number on the back of the Member's ID card.
- F. When the review is completed, Empire will provide electronic or written Notification for all Adverse Determinations to the Member and attending practitioner or treating practitioner, as applicable.
- G. UM Review Timeframes follow State, Federal and accreditation requirements as may be applicable to the review.

MEDICAL POLICIES AND CLINICAL UM GUIDELINES

Refer to the Medical Policies and Clinical Utilization Management (UM) Guidelines section of this manual for additional information about Medical Policy and Clinical UM Guidelines.

ON-SITE REVIEW

If Empire maintains an on-site Initial Request/Continued Stay Review program, the Facility's UM program staff is responsible for following the Member's stay and documenting the prescribed plan of treatment, promoting the efficient use of services and resources, and facilitating available alternative outpatient treatment options. Facility agrees to cooperate with Empire and provide Empire with access to Member's medical records, as well as, access to the Members in

performing on-site Initial Request/Continued Stay Review and discharge planning related to, but not limited to, the following:

- Emergency and/or maternity admissions
- Ambulatory surgery
- Case management
- Pre-admission testing (“PAT”)
- Inpatient Services, including Neonatal Intensive Care Unit (“NICU”)
- Focused procedure review

Certain services such as Transplant may be excluded from on-site review.

DISCHARGE PLANNING

Discharge planning includes the coordination of medical services and supplies, medical personnel and family to facilitate the Member’s timely discharge to a more appropriate level of care following an inpatient admission.

OBSERVATION BED POLICY

Refer to the “Observation Services Policy” located in the Reimbursement Policies section of Empireblue.com.

RETROSPECTIVE UTILIZATION MANAGEMENT

Medical records and pertinent information regarding the Member’s care may be reviewed to make a Claim determination.

FAILURE TO COMPLY WITH UTILIZATION MANAGEMENT PROGRAM

Provider and Facility acknowledge that Empire may apply monetary penalties such as a reduction in payment, as a result of Provider’s or Facility’s failure to provide notice of admission or obtain Pre-service Review on specified outpatient procedures, as required under the Agreement or for Provider’s or Facility’s failure to fully comply with and participate in any cost management programs and/or UM programs. Members may not be balance billed for penalty amounts.

UTILIZATION STATISTICS INFORMATION

On occasion, Empire may request utilization statistics for disease management purposes using Coded Services Identifiers. These may include, but are not limited to:

- Member name
- Member identification number
- Date of service or date specimen collected
- Physician name and/or identification number
- HEDIS Measures or any other pertinent information Empire deems necessary

This information will be provided by Provider or Facility to Empire at no charge to Empire.

ELECTRONIC DATA EXCHANGE

Facility will support Empire by providing electronic data exchange including, but not limited to, ADT (Admissions, Discharge and Transfer), daily census, confirmed discharge date and other relevant clinical data.

INTERACTIVE CARE REVIEWER (ICR)

Empire's **Interactive Care Reviewer (ICR)** is an online digital tool and the preferred method for the submission of pre-authorization requests offering a streamlined and efficient experience for Providers requesting inpatient and outpatient medical or behavioral health services for Members covered by Empire plans. Additionally, Providers can use this tool to make inquiries on previously submitted requests regardless of how they were sent.

- Initiate pre-authorization requests online, eliminates the need to fax.
- Allows detailed text, photo images and attachments to be submitted along with the request.
- Allows instant accessibility from almost anywhere including after business hours.
- Update clinical information when the case is still active.
- Update the case with extension of services or discharge information.
- View, download or print all Provider letters associated to the case.
- Utilize the dashboard to provide a complete view of all ICR submitted UM and behavioral health requests with real time status updates.
- Receive Email *Notifications* when there is activity on the case.
- View real time decisions for some common procedures.
- Access ICR under Authorizations and Referrals via the Availity Portal.
- Request clinical Appeals for any eligible **denied** authorization affiliated with the tax id / organization.
- Check the status of clinical appeals.

To access on demand training demos and sign up for training webinars on Empireblue.com, select Prior Authorization under the horizontal claims menu. Scroll down to the Interactive Care Reviewer (ICR) section

For an optimal experience with **Empire's Interactive Care Reviewer (ICR)** online tool, use a browser that supports 128-bit encryption. This includes Internet Explorer, Chrome, Firefox or Safari.

Empire's Interactive Care Reviewer (ICR) online tool is not currently available for the following:

- Non Empire BlueCard®
- Some National Account Members
- Transplant services
- Services administered by vendors such as AIM Specialty Health® and OrthoNet LLC. (For these requests, follow the same precertification process used today).

Transplant Pre-certification/Pre-authorization requests should be submitted via telephone, fax or secured e-mail notification.

REVERSALS

Utilization Management can reverse a pre-authorized treatment, service or procedure on retrospective review if:

- i. relevant medical information is materially different from information presented during the pre-authorization review; and
- ii. information existed at the time of the pre-authorization review, but was withheld or not made available; and
- iii. Empire was not aware of the existence of the information at the time of pre-authorization review; and
- iv. had Empire been aware of the information, the treatment, service or procedure being requested would not have been authorized.

RECONSIDERATION (PEER TO PEER) AND MEDICAL DIRECTOR AVAILABILITY

Empire offers a Reconsideration (clinical peer-to-peer conversation) when an adverse medical necessity determination has been rendered regarding health care services for Members. A practitioner, or his/her designee may offer additional information and/or further discuss the Member's case with a peer clinical reviewer. In compliance with accreditation standards, a practitioner or his/her designee may request the peer-to-peer review; others such as third party, employers and vendors are not permitted to do so. To initiate a reconsideration (peer to peer) and speak to an Empire Medical Director, please refer to the written denial notification, which includes contact information for the applicable Medical Management department.

When an adverse determination is rendered without an opportunity for the ordering physician to discuss the case with a Medical Director, the treating practitioner/ordering health care providers, or designees have the right to request a Reconsideration. Reconsiderations (peer to peer conversations) are completed within one business day of receipt of the request and are between the enrollee's health care providers and the clinical peer reviewer (Medical Director) rendering the denial decision. If Empire upholds its determination that the services are not medically necessary after a reconsideration, Empire will issue a written notice of that determination.

Empire will also ensure that an expedited appeal shall be reviewed by a peer reviewer other than the peer reviewer who rendered the adverse determination.

QUALITY OF CARE INCIDENT

Providers and Facilities will notify Empire in the event there is a quality of care incident that involves a Member.

AUDITS/RECORDS REQUESTS

At any time Empire may request on-site, electronic or hard copy medical records, utilization review documentations and/or itemized bills related to Claims for the purposes of conducting audits and reviews to determine Medical Necessity, diagnosis and other coding and documentation of services rendered.

CASE MANAGEMENT

Case Management assists Members to optimize the use of their benefits and available community resources to gain access to quality health care in all settings.

The Case Management programs help coordinate services for Members with health care needs due to serious, complex, and/or chronic health conditions. The programs coordinate benefits and educate Members who agree to take part in the Case Management program to help meet their health-related needs. Case Management programs are confidential and voluntary and are made available at no extra cost. These programs are provided by, or on behalf of and at the request of, health plan case management staff. These Case Management programs are separate from any Covered Services. If the Member meets program criteria and agrees to take part, Empire will help the Member meet identified health care needs. This is reached through contact and team work with the Member and/or the Member's chosen authorized representative, treating Physician(s), and other providers.

In addition, assistance may be provided in coordinating care with existing community-based programs and services. This may include giving information about external agencies and community-based programs and services.

NOTIFICATION OR PRECERTIFICATION REQUIREMENTS

For HMO-Based Products

For hospital services, if Medical Management is not notified within the required time frames, Empire will deny payment for the days of service prior to the date of notification. The Medical Management Department will conduct a medical review based on medical necessity criteria only from the date that notification of the hospital admission is received, if the Member is still in the hospital, or for outpatient services, the date notification of services is received. If the Member has already been discharged or outpatient services terminated at the time of the notification, Medical Management will not review the services or admission and the Claim will be denied.

Providers are required to pre-certify services for HMO-based products. Failure to obtain precertification for services will result in a denial of payment to the provider.

For PPO, EPO and Indemnity Products

Except as expressly stated in the Member's health benefit plan on empireblue.com the responsibility of precertification for PPO, EPO and Indemnity products is placed on the Member, based on the terms of the Member's health benefit plan. If the Member fails to notify Medical Management for a service requiring precertification, the service will either:

- Be denied if upon retrospective review, the service is determined to be not medically necessary or investigational. In such instances however, pursuant to the participating provider contract, the Provider or Facility cannot balance bill the covered Member unless a waiver is signed by the covered Member in advance OR

The covered /member will be subject to a monetary penalty specific to his or her health benefit plan if the covered service is medically necessary. If Empire subsequently denies a Claim for lack of medical necessity upon retrospective review and a waiver has not been signed by the covered Member, the Provider or Facility will have the right to appeal.

Empire encourages Providers and Facilities to pre-certify services where required on behalf of the Member.

PRE-CERTIFICATION OF EMERGENCY SERVICES

Emergency services are not subject to prior approval, but the provider must notify the plan of the service according to notification requirements.

Emergency service shall mean those covered services provided in connection with an emergency condition. Emergency condition means a medical or behavioral condition, the onset which is sudden, that manifests itself with symptoms of sufficient severity, including severe pain that a prudent layperson, possessing an average knowledge of medicine and health, could reasonably expect the absence of immediate medical attention could result in:

- placing the health of the person afflicted with such condition in serious jeopardy, or in the case of a behavioral condition placing the health of such person or others in serious jeopardy;
- serious impairment to bodily functions;
- serious dysfunction of any bodily organ or part of such person; or
- serious disfigurement of such person.

To the extent the Member is admitted, Empire requires notification of all inpatient emergency admissions within forty-eight hours of the admission. To comply with this requirement, call Empire's Medical Management Program at 1-800-982-8089. Select the option for precertification on the telephone menu selections. During non-business hours providers will have an option to leave a voicemail message.

Providers may notify Empire of an emergency admission by submitting the information through Availity. Doing so will provide a fast and dependable way to notify Empire of admissions without having to make a telephone call. Availity is available 24/7, with the exception of brief periods when the website undergoes system maintenance.

EMPIRE'S TIMEFRAMES FOR UM DECISION MAKING

Pre-Service Non-Urgent	Decision and notification to Member and provider by phone and in writing within three (3) business days of receipt of all necessary information.
Continued Stay	Decision and notification to Member and provider by phone and in writing within one (1) business day of receipt of all necessary clinical information or 72 hours, whichever is shorter.
Urgent	Decision and notification to Member and provider by phone and in writing within one (1) business day of all necessary clinical information or 72 hours whichever is shorter.
Home Care Request Following Inpatient Admission	Decision and notification to Member and provider by phone and in writing within one (1) business day of receipt of all necessary information. If the day after the request for services falls on a weekend or holiday, within seventy two (72) hours of receipt of necessary information.
Post-Service	Decision and written notification to Member and provider within thirty (30) calendar days of receipt of all necessary clinical information.

Note: failure of Empire to make a UM determination within the time periods above is deemed to be an adverse determination subject to appeal.

For more information regarding Empire's Medical Management Program, visit [empireblue.com](https://www.empireblue.com).

HOSPITAL ADMISSIONS AND USE OF THE LAST APPROVED DAY (LAD) REPORT

To help better prioritize the management of Facility utilization review resources pursuant to the Facility Agreement, Empire's UM will fax a Last Approved Day (LAD) Report to participating Facilities on a daily basis. This report is faxed by 7:00 a.m., Monday – Sunday to the hospital's UR office to assist in the identification of Empire Members who require additional clinical information to approve coverage for the continued hospital stay. This report will not list Members who are managed by third-party utilization vendors. The Facility will need to contact the specific third-party utilization management vendor directly.

The report's format allows easy identification of Member's status in relation to Empire's Medical Management decisions from the previous day, current day, and the next review date. The report will reflect information received in Empire's Medical Management System by end of business of the previous day. The column marked "Next Review Date" will identify those Members for whom additional clinical information is required to continue authorization for the hospital stay. This information must be communicated to Empire's Medical Management Department via fax or phone before 3 p.m. of the day indicated in the next review date column or as soon as reasonably possible. If information needs to be communicated after 5 p.m. by the Facility or Provider, call Medical Management at 1-800-982-8089. During non-business hours Facilities and Providers will have an option to leave a voicemail message or reach a nurse on weekend or holiday business hours.

If any of the information contained in the report is perceived to be incorrect, the Facility shall contact Empire's nurse reviewer staff at the toll-free number indicated in the column specific to that Member on the report.

The Facility staff is expected to amend the LAD report with a "Discharge Date" indicating actual date of discharge so that the Member can be removed from the LAD report and included in the Discharge Summary Report faxed separately. The Facility will fax the marked LAD report to Empire at 1-800-464-5731. The Facility shall use good faith efforts to contact the admitting physician to obtain a discharge order when appropriate and Empire shall reasonably cooperate with such efforts.

An indication in the LAD report that a case has been "Certified" means that Empire has determined the services described are medically necessary for that date of service, based on the information provided. An indication of "DRG Notify upon D/C" means that Empire has determined the services described are medically necessary and that the DRG case rate is appropriate. Coverage for a particular date of service is NOT certified for any Member not included on the LAD report for that date. It is the Facility's responsibility to notify Empire of any Members not included on the LAD report. If authorization is denied, the denial will be indicated on the LAD report. In addition, Empire will provide a separate written notice of determination, consistent with applicable legal requirements.

DELAY IN SERVICE DENIALS

If an Empire covered Member has his or her inpatient hospital stay extended as a result of an unwarranted delay in the provision of hospital services due to the unavailability of any hospital equipment, personnel, facilities or test results we will not reimburse the Facility or Provider for the additional bed day(s). Some examples of service delays are equipment failure, operating room scheduling backlog, and unavailable test results.

Coverage denials based on the fact that there was, in Empire's judgment, an unnecessary delay in providing a service do not involve a medical necessity determination. They are, therefore, not

subject to appeal under Empire's Medical Management Reconsideration and Appeals Process. The Member must be held harmless and the Facility or the physician may file a grievance under Empire's grievance procedure.

MEDICAL NECESSITY DENIALS

A written notice of an initial adverse determination (denial of coverage) will be sent to an Empire covered Member and Provider and includes:

- The reasons for the determination including the clinical rationale, if any;
- Instructions on how to initiate internal appeals (standard and expedited appeals) and eligibility for external appeals;
- Notice of the availability, upon request of the Member or Member's designee of the clinical review criteria relied upon to make the determination; and
- What, if any additional information must be provided to, or obtained by, Empire in order to render an appeal decision, if requested.

SPECIALTY CARE CENTER AND PCP SPECIALIST REQUESTS

A referral to a specialty care center and/or a specialist as a PCP may be requested when:

- A Member is diagnosed with a life-threatening condition or disease or degenerative, disabling condition or disease

AND

Due to the condition/disease as above, the Member requires specialized medical care over a prolonged period of time.

Empire's Medical Management nurses will request documentation of the treatment plan, and seek approval of the PCP and specialist before determining if the referral will be approved by Empire.

Empire's Medical Management Department will assess a request for a specific specialty care center or specialist PCP, or can provide names of specialty care centers or specialist PCP's appropriate for the enrollee's condition.

If Providers or Facilities need to request a referral to a specialty care center or request a specialist PCP, contact Empire's Medical Management Department at 1-800-441-2411, 8:30 a.m. to 5:00 p.m. EST, Monday – Friday.

PREDETERMINATION OVERVIEW

Empire has established a predetermination process for services where precertification is not required and Providers and Facilities can confirm in advance of providing the service whether the service meets medical policy criteria. Services available for predetermination include bariatric surgeries, spinal surgeries and specialty pharmacy drugs. The predetermination enables the Member and physician or other healthcare provider to verify the service meets Empire's medical necessity criteria before delivering the care. Although a predetermination is not required, Empire encourages physicians or other healthcare providers to obtain one prior to performing any of these procedures.

When a predetermination is not obtained prior to the procedure, the Claim for the service will be reviewed for medical necessity on a retrospective basis. In cases when an adverse determination is issued, the Provider, Facility and the Member may access available appeal levels before

delivery of the service. The medical necessity criterion is available online for review at empireblue.com.

EMPIRE AS SECONDARY PAYOR

If Empire is the secondary payor, it will not require the Facility, Provider or the Member to obtain precertification from Empire, and will not deny or reduce amounts that would otherwise be owed because a Facility, Provider or Member did not comply with its administrative or utilization review requirements, including notification, precertification, or concurrent review. However, Empire will not be bound by the primary Payor's decisions concerning the medical necessity of a service.

AIM Specialty Health[®] (AIM)

AIM Specialty Health provides clinical solutions that drive appropriate, safe, and affordable care. Serving more than 50 million Members across 50 states, D.C. and U.S. territories, AIM promotes optimal care through use of evidence-based clinical guidelines and real-time decision support for both providers and their patients. The AIM platform delivers significant cost-of-care savings across an expanding set of clinical domains, including cancer care quality, cardiology, genetic testing, musculoskeletal care, oncology, radiology, rehabilitation, sleep medicine and surgical.

Visit AIM's program microsite [here](#) to find program information, resources, clinical guidelines, interactive tutorials, worksheets & checklists, FAQs, and access to AIM *ProviderPortal*_{SM}

SUBMIT PRE-CERTIFICATION/PRE-AUTHORIZATION REQUESTS TO AIM

Ordering and servicing Providers may submit Pre-certification/Pre-authorization requests to AIM in one of the following ways:

- Access AIM *ProviderPortal*_{SM} directly at providerportal.com. Online access is available 24/7 to process orders in real-time, and is the fastest and most convenient way to request authorization.
- Access AIM via the Availity Portal at availity.com
- Call the AIM Contact Center toll-free number: 877-430-2288, Monday–Friday, 8:00 a.m.–5:00 p.m. ET.

OPTINET[®] REGISTRATION

The OptiNet Registration is an important tool that assists ordering providers in real-time decision support information to enable ordering providers to choose a high quality, low cost imaging providers for their patients. Servicing providers need to complete the OptiNet Registration online.

To access the OptiNet Registration:

- Access AIM *ProviderPortal* directly at providerportal.com or at availity.com .
- Once logged into AIM, from the **My Homepage** screen, choose **Access Your OptiNet Registration**.
- Select the **Registration Type**, and choose the **Access Your OptiNet Registration** button.
- Complete requested information.

The registration does not need to be completed in one sitting. Data can be saved throughout the registration process. Once the registration has been submitted, a score card will be produced. The score for the Facility will be presented to the ordering Provider when the particular Facility is selected as a place of service which drives Ordering Provider Decision Support.

For technical questions, contact AIM **ProviderPortal** Web Support at 800-252-2021. For any other questions, contact a Empire Provider Relations Representative.

Quality Improvement Program

QUALITY IMPROVEMENT PROGRAM OVERVIEW

“Together, we are transforming health care with trusted and caring solutions.” Empire believes health care is local and Empire has the strong local presence required to understand and meet Member needs. Empire is well positioned to deliver what Members want: innovative, choice-based products; distinctive service; simplified transactions; and better access to information for quality care. Empire’s local presence and broad expertise create opportunities for collaborative programs that reward Providers and Facilities for clinical quality and excellence. Providers and Facilities are expected to cooperate with quality activities. Empire’s commitment to health improvement and care management provides added value to Members Providers— helping improve both health and health care costs. Empire takes a leadership role to improve the health of communities and is helping to address some of health care’s pressing issues. The Quality Improvement (“QI”) Program Description defines the quality infrastructure that supports Empire’s QI strategies.

- The QI Program Description establishes QI Program governance, scope, goals, objectives, structure, and responsibilities encompassing the quality of medical and behavioral health care and services provided to Members.
- The QI Work Plan is developed and implemented which reflects ongoing progress made on quality activities throughout the year. The QI Work Plan includes Empire’s approach to patient safety for Members and improving medical and behavioral health care: quality of clinical care, safety of clinical care, quality of service and Members’ experience.
- The QI Evaluation assesses outcomes of Empire’s medical and behavioral health care programs, processes, activities and performance in the quality and safety of clinical care and service. The QI Evaluation also evaluates how the QI Program goals and objectives were met.

Goals and Objectives

The following QI Program goals and objectives support Empire’s vision and values, promote continuous improvement in quality care, patient safety for Members and quality of service to Members, Providers and Facilities:

- To develop and maintain a well-integrated system to continuously identify, measure, assess and improve clinical and service quality outcomes through standardized and collaborative activities.
- To respond to the needs and expectations of internal and external customers by evaluating performance and taking action relative to meeting those needs and

expectations, including compliance with regulatory and accreditation requirements, policies and procedures.

- To identify and promote educational opportunities for Members, medical and behavioral health Providers.
- Address the cultural and linguistic needs of eligible Members to promote improved health and health care outcomes for diverse Members.
- To help maximize health status, improve health outcomes and reduce health care costs of Members through effective Case Management (“CM”), which includes Behavioral Health (“BH”) and Disease Management (“DM”) programs addressing complex care needs and Population Health Management (“PHM”) which includes CM, BH and DM.

As part of the QI Program, initiatives in these major areas include, but are not limited to:

Quality and Safety of Clinical Care

- **Chronic Disease and Prevention:** Empire focuses on Member and/or Provider/Facility outreach for chronic conditions like asthma, heart disease, diabetes, and Chronic Obstructive Pulmonary Disease (“COPD”) and for preventive health services such as immunizations and cancer screenings. Improvements in these areas result in improved clinical measures such as HEDIS® (Healthcare Effectiveness Data and Information Set)¹.
- **Behavioral Health Case Management (BH CM):** The program focuses on referral to the most appropriate level of care and timely application of evidence-based interventions necessary for the successful and cost-effective management of the condition. The program works with individuals and their families to understand the options available for BH treatment; advocates for coordination of care, both medical and BH; educates on symptoms and condition management to prevent further inpatient hospitalization stays; discusses and identifies barriers to treatment compliance; offers resources and support to overcome them and improves overall health outcomes for a better quality of life.
- **Community Health:** Empire has committed resources and worked with key entities to cocreate community-based health initiatives to address public health concerns and societal problems including behavioral health/substance use, cancer, vaccinations, maternal and child health and addressing health disparities.
- **Disease Management:** The ConditionCare program is designed to help maximize health status, improve health outcomes, and reduce health care costs for Members diagnosed with Asthma (pediatric and adult), Diabetes (type 1 and type 2, pediatric and adult), Coronary Artery Disease (“CAD”), Heart Failure (“HF”) and COPD. The DM program was created and developed based on nationally accepted evidence-based Clinical Practice Guidelines (“CPGs”). These guidelines are reviewed at least every two years and program interventions and protocols are updated accordingly.
- **Health and Wellness:** Programs offer a seamless integration of preventive care, wellness, care management coordination services and online and mobile tools. The programs are clinically driven and designed to help Members better manage individual health and make more informed health care decisions. Programs include: MyHealth Coach (“MHC”), MyHealth Advantage (“MHA”), Neonatal Intensive Care Unit (“NICU”) program, Worksite Wellness, Healthy Lifestyles (“HL”) and Healthwise® Knowledge Base (“HWKB”).

Service Quality

Empire periodically surveys its Members, monitors the quality of care and service of network Providers and strives to provide excellent service to Members, Providers and Facilities. Empire actively analyzes business processes, trends, identifies and takes action on opportunities to improve the Member, Provider and Facility experience, recommending appropriate activities to address root causes.

Patient Safety for Members

Patient safety activities are designed to promote safe practices by identifying opportunities for improvement and refining processes throughout the care delivery system as described within the Provider Manual. Empire fosters a supportive environment to assist Medical and Behavioral Health providers in improving safety within individual practices and across the health care continuum.

To raise awareness of patient safety, Member education is provided regarding medication safety compliance including taking medications as prescribed and potential harmful interactions. Members additionally receive education on chronic medical conditions and are encouraged to become actively involved in their own care by developing a self-management action plan.

¹ HEDIS® is a registered trademark of the National Committee for Quality Assurance (NCQA).

MEMBER RIGHTS AND RESPONSIBILITIES

The delivery of quality health care requires cooperation between Members, their Providers and Facilities and their health care benefit plans. One of the first steps is for Members, Providers and Facilities to understand member rights and responsibilities. Therefore, Empire has adopted a Members' Rights and Responsibilities statement which can be accessed by going to Empireblue.com. Select the **Provider** link at the top of the landing page. Select **Policies, Guidelines and Manuals** (under the Provider Resources column). Scroll down and select the **Read about Member rights link** under the **Member Rights and Responsibilities** section, then choose the **What are my rights as a Member** FAQ question. Members or Providers who do not have access to the website can request copies by contacting Empire or by calling the number on the back of the Member ID card.

CONTINUITY AND COORDINATION OF CARE

Empire encourages communication between all physicians, including primary care physicians (PCPs) and medical specialists, as well as other health care professionals who are involved in providing care to Empire Members. Discuss the importance of this communication with each Member and make every reasonable attempt to elicit permission to coordinate care at the time treatment begins. HIPAA allows the exchange of information between Covered Entities for the purposes of Treatment, Payment and Health Care Operations.

The Empire QI Program is an ongoing and integrative program, which features a number of evaluative surveys and improvement activities designed to help ensure the continuity and coordination of care across physician and other health care professional sites, enhancing the quality, safety, and appropriateness of medical and behavioral health care services offered by Providers.

CONTINUITY OF CARE/TRANSITION OF CARE PROGRAM

This program is for Members when their Provider or Facility terminates from the network and new Members (meeting certain criteria) who have been participating in active treatment with a provider not within Empire's network.

Empire makes reasonable efforts to notify Members affected by the termination of a Provider or Facility according to contractual, regulatory and accreditation requirements and prior to the effective termination date. Empire also helps them select a new Provider or Facility.

Empire will work to facilitate the Continuity of Care/Transition of Care (COC/TOC) when Members, or their covered dependents with qualifying conditions, need assistance in transitioning to in-network Providers or Facilities. The goal of this process is to minimize service interruption and to assist in coordinating a safe transition of care. Completion of Covered Services may be allowed at an in-network benefit and reimbursement level with an out-of-network provider for a period of time, according to contractual, regulatory and accreditation requirements, when necessary to complete a course of treatment and to arrange for a safe transfer to an in-network Provider or Facility.

Completion of Covered Services by a Provider or Facility whose contract has been terminated or not renewed for reasons relating to medical disciplinary cause or reason, fraud or other criminal activity will not be facilitated.

Members may contact Customer Care to get information on Continuity of Care/Transition of Care.

Empire's Medical Management will approve continued care depending upon the benefit plan if the member meets the conditions described below and the provider meets the outlined requirements:

When a member's PCP or specialist terminates from the plan and the member is receiving an ongoing course of treatment for a disabling, degenerative or life threatening condition, he or she may continue to receive covered treatment from the terminated provider for up to 90 days from the date the member received notice of the termination. After that, the member must choose a network provider. This policy also applies to pregnant women in the second or third trimester when they receive notice of their provider's termination from the plan. The provider may give covered services, including the delivery and postpartum care directly related to the delivery.

The Provider and Facility Agreement obligates Providers and Facilities to continue to treat patients who are receiving a course of treatment from the Provider or Facility at the time the Provider or Facility participation terminates. Specifically, Providers and Facilities are required to continue treating these patients and to continue accepting the rates applicable under the Provider or Facility Agreement, until the completion of their course of treatment or appropriate transfer to another participating provider. This obligation applies to all products. In no such event shall a physician abandon any patient for any reason.

In all such cases, Empire requires that the non-network provider:

- Meet Empire's Quality Assurance standards
- Agree to accept as payment in full those payment rates that were in effect when he or she was a participating network provider
- Agree to provide Empire with all necessary information related to the care given to the member
- Agree to adhere to all relevant Empire policies and procedures, including the rules regarding referrals and precertification of certain services.

QUALITY-IN-SIGHTS®: HOSPITAL INCENTIVE PROGRAM (Q-HIP®)

The Quality-In-Sights®: Hospital Incentive Program (Q-HIP®) is Empire's performance-based reimbursement program for hospitals. The mission of Q-HIP is to help improve patient outcomes in a hospital setting and promote health care value by financially rewarding hospitals for practicing evidence-based medicine and implementing best practices. Q-HIP strives to promote improvement in health care quality and to raise the bar by moving the bell shaped "quality curve" to the right towards high performance.

Q-HIP measures are credible, valid, and reliable because they are based on measures developed and endorsed by national organizations which may include:

- American College of Cardiology (ACC)
- Center for Medicare and Medicaid Services (CMS)
- Institute for Healthcare Improvement (IHI)
- National Quality Forum (NQF)
- The Joint Commission (JC)
- The Society of Thoracic Surgeons (STS)

In order to align Q-HIP goals with national performance thresholds, the Q-HIP benchmarks and targets are based on national datasets such as the Centers for Medicare and Medicaid Services' Hospital Compare database. The measures can be tracked and compared within and among hospital[s] for all patient data – regardless of health plan carrier.

Annual meetings are held with participating hospitals from across the country, offering participants an opportunity to share feedback regarding new metrics and initiatives. Additionally, a National Advisory Panel on Value Solutions ("NAPVS") was established in 2009 to provide input during the scorecard development process. The NAPVS is made up of patient safety and quality leaders from health systems and academic medical centers from across the country and offers valuable advice and guidance as new measures are evaluated for inclusion in the program.

Participating hospitals are required to provide Empire with data on measures outlined in the Q-HIP Manual. Q-HIP measures are based on commonly accepted indicators of hospitals' quality of care. Participating hospitals will receive a copy of their individual scorecard which shows their performance on the Q-HIP measures.

PERFORMANCE DATA

Provider/Facility Performance Data means compliance rates, reports and other information related to the appropriateness, cost, efficiency and/or quality of care delivered by an individual healthcare practitioner, such as a physician, or a healthcare organization, such as a hospital. Common examples of performance data would include the Healthcare Effectiveness Data and Information Set (HEDIS) quality of care measures maintained by the National Committee for Quality Assurance (NCQA) and the comprehensive set of measures maintained by the National Quality Forum (NQF). Provider/Facility Performance Data may be used for multiple Plan programs and initiatives, including but not limited to:

- **Reward Programs** – Pay for performance (P4P), pay for value (PFV) and other results-based reimbursement programs that tie Provider or Facility reimbursement to performance against a defined set of compliance metrics. Reimbursement models include but are not limited to total cost of care shared savings/risk programs, enhanced fee schedules and episode bundled payment arrangements.

- **Recognition Programs** – Programs designed to transparently identify high value Providers and Facilities and make that information available to consumers, employers, peer practitioners and other healthcare stakeholders.

OVERVIEW OF HEDIS

HEDIS (*Healthcare Effectiveness Data and Information Set*) is a set of standardized performance measures used to compare the performance of managed care plans and physicians based on value rather than cost. HEDIS is coordinated and administered by NCQA and is one of the most widely used sets of health care performance measures in the United States. Empire's HEDIS Quality Team is responsible for collecting clinical information from Provider offices in accordance with HEDIS specifications. Record requests to Provider offices begin in mid January and Empire requests that the records be returned within 5 business days to allow time to abstract the records and request additional information from other Providers, if needed. Health plans use HEDIS data to encourage their contracted providers to make improvements in the quality of care and service they provide. Employers and consumers use HEDIS data to help them select the best health plan for their needs.

For more information on HEDIS visit Empireblue.com, Select Providers, Select **Forms and Guides** (under the Provider Resources column). Scroll down and select **Forms and Guides**, then scroll down and select HEDIS in the Category drop down.

HEDIS® is a registered trademark of the National Committee for Quality Assurance (NCQA).

OVERVIEW OF CAHPS®

CAHPS® (Consumer Assessment of Healthcare Providers and Systems) surveys represent an effort to accurately and reliably capture key information from Empire's Members about their experiences with Empire's Health Plans in the past year. This includes the Member's access to medical care and the quality of the services provided by Empire's network of Providers. Empire analyzes this feedback to identify issues causing Members dissatisfaction and works to develop effective interventions to address them. Empire takes this survey feedback very seriously.

Health Plans report survey results to National Committee for Quality Assurance ("NCQA"), which uses these survey results for the annual accreditation status determinations and to create National benchmarks for care and service. Health Plans also use CAHPS® survey data for internal quality improvement purposes.

Results of these surveys are shared with Providers annually via the provider newsletter, so they have an opportunity to learn how Empire Members feel about the services provided. Empire encourages Providers to assess their own practice to identify opportunities to improve patients' access to care and improve interpersonal skills to make the patient care experience a more positive one. Provider newsletters can be found online at empireblue.com/provider/news

CAHPS® is a registered trademark of the Agency for Healthcare Research and Quality (AHRQ).

MEDICAL RECORD STANDARDS

Empire recognizes the importance of medical record documentation in the delivery and coordination of quality care. Empire has medical record standards that require Providers and Facilities to maintain medical records in a manner that is current, organized, and facilitates effective and confidential medical record review for quality purposes.

For more information on Medical Record standards, go to [empireblue.com/provider/ Medical Record Review](http://empireblue.com/provider/MedicalRecordReview).

- Each Member will have a separate medical record
- Each medical record will verify that the PCP coordinates and manages care
- The retention period for medical records shall be retained for a period of six (6) years after the date of service, and in the case of a minor, for three (3) years after majority or six (6) years after the date of service, whichever is later
- For Medicare Advantage Members, the retention period for medical records shall be retained for a period of ten
- (10) years after the date of service,
- Prenatal Care – Physician will need to maintain a centralized medical record for the provision of prenatal care and all other related services

Additional Medical Record requirements are outlined in Quality Management Program.

MANAGED CARE REPORTING

The Healthcare Effectiveness Data and Information Set (HEDIS®) and Quality Assurance Reporting Requirements (QARR) measure performance on important aspects of preventive, acute and chronic healthcare issues. Empire collects and reports these measures annually.

Why Empire collects this data:

- Empire uses HEDIS/QARR results to measure its performance on important aspects of preventive, acute and chronic care.
- The performance measures in HEDIS are related to significant public health issues such as cancer, diabetes, smoking and heart disease.
- In addition to clinical measures, HEDIS also includes a standardized survey of consumers' experiences that evaluates plan performance in areas such as customer service, access to care and claims processing.
- Empire annually compares its HEDIS/QARR rates to the regional and national benchmarks to evaluate its performance and identify opportunities for improvement of the quality of care its Members receive and to address the needs of its Members along the health continuum.

How Providers can help?

Physicians play an integral role in promoting the health of Empire's Members. We realize the data collection process can be time-consuming, but your efforts assist us in assuring that all Empire Members receive the appropriate preventive health interventions. To assist us in accurately capturing the data:

- document recommended services in a patient's medical record (i.e., mammogram screenings, cervical cancer screenings, colon cancer screenings, and immunizations). If the Member has declined the recommendation, include this information in your documentation as well. This will allow us to target our interventions more appropriately.
- document the outcomes of any specialist referrals.
- encourage Members to provide you with the name of any specialists that they may have seen without a referral. This will help us ensure continuity and coordination of care and obtain additional information from the specialists.

- take time to review a medical record when it is requested by Empire for clinical information and provide Empire with the requested information.
- submit claims in a timely manner.

Empire's HEDIS/QARR results are available on Empire's website at empireblue.com.

HEDIS^{®1} is a registered trademark of the National Committee for Quality Assurance (NCQA)

RECORDS, MAINTENANCE, AVAILABILITY, INSPECTION AND AUDIT

Medical Record Guidelines

Consistent and complete documentation in the medical record is an essential component of quality patient care. Medical records at primary care offices must be reflective of all services performed by the primary care practitioner (PCP), all ancillary and diagnostic tests ordered by a practitioner, and all services for which a Member has been referred to another provider by a PCP (see coordination of care). The organization's medical record review is based on the best judgment of the reviewer against these medical records standards. Any patterns or trends are also taken into consideration prior to arriving at the final score. In addition, the organization gives practices the opportunity to make sure that all documentation is provided to the organization before a final score is determined.

The following ratings are used to indicate the % of time the standards are documented in the medical record:

- Never = 0% of the time
- Occasionally = 25% of the time
- Generally = 50% of the time
- Frequently = 75% of the time
- Always = 100% of the time
- NA = Non-applicable

To help ensure that medical records are maintained in a manner which is current, detailed, legible and organized for the organization's Members who are treated by a health care practitioner, the following Performance Standards are employed:

Performance Goal	The organization's documentation standards will be met in all medical records.
Access and Availability	Practitioner/practice sites shall maintain organized records in such a manner that permits timely and easy retrieval of patient information for each patient/practitioner encounter or, upon request, by other legitimate users.

Confidentiality	<p>Patient care offices or sites shall meet or exceed state and federal confidentiality requirements, including HIPAA and are expected to have implemented mechanisms that guard against unauthorized or inadvertent disclosure of confidential information. Records must be stored securely with only authorized personnel having access to the medical records. Patient care offices must ensure that the staff receives periodic training in confidentiality of Member information.</p> <p>Medical records should be kept in a secure environment, away from public access, that allows access by authorized personnel only.</p> <p>Patient care offices or sites should be able to provide the organization, upon request, a written Policy and Procedure for the Release of Patient Information that demonstrates confidentiality of all patient information in accordance with applicable state and federal laws and evidence of continued training of office staff on confidentiality.</p>
------------------------	---

Documentation Standards

The following standards will be met in the medical records at least 85% of the time:

Patient Identification	<ul style="list-style-type: none"> • Patient name or ID number (identification number) on all pages • Personal/biographical information (i.e., date of birth, patient address, employer, home/ work telephone number(s) and • Patient's ethnicity is documented on an intake form or with biographical information
Overall Quality of Medical Records	<p>All medical record entries:</p> <ul style="list-style-type: none"> • Are signed or co-signed • Are dated • Are legible • History of current medical conditions are noted and dated • Past medical history noted, easily identifiable, and includes serious accidents, operations, and illnesses for Members having at least three (3) visits. • Health maintenance is noted Problem list is updated as necessary • Medication list (includes both current and PRN medication) is updated as necessary BMI, nutrition, exercise, symptoms of depression, tobacco use, alcohol use, substance use, and sexual activity are noted for patients 14 years and older • Physical exams are documented • Clinical findings and evaluation for each visit is documented • Documentation of advance directive discussion in a prominent part of the medical record for adult patients who are Medicare Advantage Members; and documentation on whether or not a patient has executed an advance directive with a copy to be included in the medical record. We encourage providers to maintain documentation of advance directive discussions and copies of executed advance directives in patients' files for other Members.
Allergies/Adverse Reactions	<ul style="list-style-type: none"> • Medication allergies and adverse reactions are prominently noted and dated in the record. If no known allergies, NKA or NKDA is noted.

Continuity and Coordination of Care	<p>Labs/tests:</p> <ul style="list-style-type: none"> • Results of all ancillary services and diagnostic tests or studies ordered by a practitioner are reviewed by the PCP. They may be initialed or a note indicating the lab work was reviewed may be present in the progress/office note. • Indication that the patient has been notified of abnormal test or lab results and explicit follow-up plans for all abnormal labs or test results. <p>Consults:</p> <ul style="list-style-type: none"> • Consultant's reports or documentation of discussions with consulting physicians should be in the medical record. • The consultant's reports and/or specialty care providers summary has been reviewed by the provider. They may be initialed or a note indicating the summary was reviewed may be present in the progress/office note. • Encounter forms or notes have a notation, when indicated, regarding follow-up care, calls, or visits. The specific time of return is noted in weeks, months, or PRN. • There is a notation of any instructions/education given to patients regarding follow-up visits, care, treatment, or medication schedules, and diagnostic and therapeutic services where Members are referred for services. • Home health nursing reports • Specialty physician reports • Hospital discharge reports • Outpatient/ambulatory surgery reports
Immunization Record	<ul style="list-style-type: none"> • Childhood, adolescent and adult immunizations per the Organization's Preventive Health Guidelines
Lead Screening	<ul style="list-style-type: none"> • Lead screening per state requirements and at the physicians discretion based on community or individual risks
Preventive Services	<ul style="list-style-type: none"> • There is evidence of required age-specific preventive screenings based on approved practice guidelines and State Requirements.

Administrative Follow Up

Review Results	<p>Written results of the medical record review will be provided the day of the audit for on-site reviews. The practitioner/office must meet a performance goal of 85%.</p> <p>A written summary will be sent to all practitioners/offices within fifteen (15) business days of completion of the review for records mailed/faxed to the Plan. Any identified deficiencies will be noted in the letter in order for the office to implement improvement plans.</p>
Medical Record Improvement Plan	<p>For those offices that score 66%-84%, education will be provided on areas that require improvement in documentation. The Plan can make available medical record keeping tools and provide counseling on medical record standards or prevention monitoring. A medical record review will be conducted within six (6) to twelve (12) months.</p>
Follow-up to Medical Record Quality Improvement Plan	<p>Those practice sites that score 65% or below will be required to submit a Quality Improvement Plan (QIP) detailing how they will address the identified deficiencies. The QIP will be reviewed by the Plan, and a medical record review will be conducted again within six (6) to twelve (12) months.</p> <p>Those practices that, upon re-review, fail to take appropriate actions to improve their medical record keeping practices will be referred to the organization's Medical Director.</p> <p>For additional information on the Medical Record Standards, refer to Quality Management.</p>

Medical Record Review

Your compliance with these standards is assessed through medical record audits. These audits are conducted annually by nurses from our Quality Department and individual scores are communicated to the physician. Empire has set a minimum compliance threshold of 85 percent for these standards. All physicians are expected to achieve or surpass this threshold score. Any physician scoring below this threshold will be reviewed again within a year. If the physician scores below this threshold on two consecutive reviews he/she will be referred to Empire's Credentialing Committee for evaluation. Possible actions by the Credentialing Committee may include educational efforts, focused reviews, and in some cases, termination from Empire's physician network.

- The review of medical records may also be done for one or more of the following, when applicable: Follow-up on prior review findings or corrective action plan
- HEDIS/QARR quality improvement studies
- Investigation of quality of care complaints
- Sentinel Event review

All physicians are required to participate in Empire's Quality and Medical Management Programs to meet New York State Department of Health, federal and regulatory requirements. Physicians are obligated by contract to allow inspection, auditing, and duplication of medical records during quality improvement, medical management, and peer or grievance reviews. Empire, or a designated representative, will request submission of medical records in connection with such

reviews. PCPs are also required to assist in the orderly transfer of medical records when a patient changes his or her primary care physician.

If you have any question regarding the medical record documentation standards or the quality improvement process in general, contact Empire Physician Services at 1-800-552-6630, 8:30 a.m. to 5:00 p.m. EST, Monday to Friday.

PATIENT CENTER PRIMARY CARE PROGRAM (PCPC)

Today, the fundamental issue in health care is how to improve quality while reducing costs. Much of health care delivery is fragmented and episodic with no clear way to improve patient health. We believe the doctor-patient relationship is the most important in health care. It is key to improving quality and outcomes and, subsequently, lowering costs. Therefore, Empire is making a significant investment in primary care to help doctors do what they do best: manage all aspects of their patients' care.

Empire's new Patient Centered Primary Care Program will increase revenue opportunities for primary care physicians, enhance information sharing, and provide care management support from Empire clinical staff.

For more information on PCPC, contact a Network Management Consultant or visit empireblue.com.

Culturally & Linguistically Appropriate Services

Patient panels are increasingly diverse and needs are becoming more complex. It is important for Providers and Facilities to have the knowledge, resources, and tools to offer culturally competent and linguistically appropriate care. Empire wants to help work together to achieve health equity.

The U.S. Department of Health and Human Services (HHS) defines cultural competence as the ability to honor and respect the beliefs, languages, interpersonal styles, and behaviors of individuals and families receiving services, as well as staff members who are providing such services. It is a dynamic, ongoing developmental process requiring long-term commitment. The Agency for Healthcare Research and Quality (AHRQ) Patient Safety Network explains that healthcare is defined through a cultural lens for both patients and providers. A person's cultural affiliations can influence:

- Where and how care is accessed; how symptoms are described,
- Expectations of care and treatment options, and
- Adherence to care recommendations.

Providers and Facilities also bring their own cultural orientations, including the culture of medicine. Offering culturally and linguistically appropriate care incorporates a variety of skills and knowledge, including, but not limited to, the ability to:

- Recognize the cultural factors (norms, values, communication patterns and world views) that shape personal and professional behavior.

- Develop understanding of others' needs, values and preferred means of having those needs met.
- Formulate culturally competent treatment plans.
- Understand how and when to use language support services, including formally trained interpreters and auxiliary aids and services, to support effective communication.
- Avoid use of family members, especially minors, to act as interpreters for limited English proficient patients.
- Understand and adhere to regulations to support the needs of diverse patients, such as the Americans with Disabilities Act (ADA).
- Use culturally appropriate community resources as needed to support patient needs and care.

Empire ensures Providers and Facilities have access to resources to help support delivery of culturally and linguistically appropriate services. Empire encourages Providers and Facilities to access and utilize [MyDiversePatients.com](https://www.mypatient.com)

The My Diverse Patients website offers resources, information, and techniques, to help Providers and Facilities provide the individualized care every Member deserves, regardless of their diverse backgrounds. The site also includes learning experiences on topics related to cultural competency and disparities that offer free Continuing Medical Education (CME) credit. Current CME offerings include:

- **Caring for Children with ADHD:** Promotes understanding of and adherence to diagnosis and treatment guidelines; use of AAP's Resource Toolkit for Clinicians; awareness of and strategies for addressing disparities.
- **Creating an LGBT-Friendly Practice:** Helps providers understand the fears and anxieties LGBT patients often feel about seeking medical care, learn key health concerns of LGBT patients, & develop strategies for providing effective health care to LGBT patients.
- **Improving the Patient Experience:** Helps providers identify opportunities and strategies to improve patient experience during a health care encounter.
- **Medication Adherence:** Helps providers identify contributing factors to medication adherence disparities for diverse populations & learn techniques to improve patient-centered communication to support needs of diverse patients.
- **Moving Toward Equity in Asthma Care:** Helps providers understand issues often faced by diverse patients with asthma & develop strategies for communicating to enhance patient understanding.
- **Reducing Health Care Stereotype Threat (HCST):** Helps providers understand HCST and the implications for diverse patients as well as the benefits of reducing HCST to both providers' patients and practices, and how to do so.

Empire appreciates the shared commitment by Providers and Facilities to ensure Members receive culturally and linguistically appropriate services to support effective care and improved health outcomes.

Centers of Medical Excellence

Empire currently offers access to Centers of Medical Excellence (“CME”) programs in solid organ and blood/marrow transplants, bariatric surgery, cancer care, cardiac care, maternity, spine surgery, knee/hip replacement surgery fertility care, cellular immunotherapy – CAR-T, gene therapy (for ocular disorders), and substance use treatment and recovery. As much of the demand for CME programs has come from National Accounts, most of Empire’s programs are developed in partnership with the Blue Cross and Blue Shield Association (“BCBSA”) and other Blue plans to ensure adequate geographic coverage. The BCBSA refers to its designated CME providers as Blue Distinction Centers for Specialty Care™ (“BDC”). Using objective information and input from the medical community, the BCBSA has designated ambulatory surgery centers (ASCs) hospitals, physicians, and/or clinics as Blue Distinction Centers that are proven to outperform their peers in the areas of– quality, safety and, in the case of Blue Distinction Centers+ (“BDC+”), cost efficiency.

For transplants, cellular immunotherapy CAR-T and ventricular assist devices (“VAD”), Members also have access to the Empire Centers of Medical Excellence Transplant, Cellular Immunotherapy and VAD Network. The CME designation is awarded to qualified programs by a panel of national experts currently practicing in the fields of solid organ, bone marrow transplantation, and cardiac surgery representing centers across the country. Each Center must meet Empire’s CME participation requirements and is selected through a rigorous evaluation of clinical data that provides insight into the Facility's structures, processes, and outcomes of care. Current transplant designations include the following transplants: adult and pediatric autologous/allogeneic bone marrow/stem cell, adult and pediatric heart, adult and pediatric lung, adult combination heart/lung, adult and pediatric liver, adult and pediatric kidney, adult simultaneous kidney/pancreas and adult pancreas.

For both the BDC and Empire CME programs, selection criteria are designed to evaluate overall quality, providing a comprehensive view of how the Facility delivers specialty care. More information on the programs can be accessed online at empireblue.com. To view the BDC and Empire CME program information [Click Here](#)

TRANSPLANT

- Blue Distinction Centers for Transplant™ (“BDCT”) launched in 2006.
- Nearly 113,000 people in the United States were waiting for a lifesaving organ transplant from one of the nation's more than 140 transplant centers in 2019.
- There were nearly 40,000 organ transplants in 2019. This was the seventh consecutive record-breaking year, with an 8.7% increase from 2018.
- Blue Distinction Centers and Blue Distinction Centers+ for Transplants have demonstrated their commitment to quality care, resulting in better overall outcomes for transplant patients. Each Facility meets stringent clinical criteria, established in collaboration with expert physicians' and medical organizations' recommendations**, including the Center for International Blood and Marrow Transplant Research (“CIBMTR”), the Scientific Registry of Transplant Recipients (“SRTR”), and the Foundation for the Accreditation of Cellular Therapy (“FACT”), and is subject to periodic re-evaluation as criteria continue to

evolve. Both Blue Distinction Centers and Blue Distinction Centers+ for Transplants help simplify the administrative process involved in this complex care so that patients, their families, and physicians can focus on the medical issues.

- Hospitals receiving the Blue Distinction Center+ for Transplants designation have met the Blue Distinction Centers' standards for quality while also demonstrating better cost-efficiency relative to their peers.
- The Empire CME Transplant Network is a wrap-around network to the BDCT program and offers Members access to an additional 60 transplant facilities. When BDCT and Empire CME are combined, Members have access to over 200 transplant specific programs for heart, lung, combined heart/lung, liver, liver/kidney, pancreas, kidney, combined kidney /pancreas, and bone marrow/stem cell transplant.

CARDIAC CARE

- Blue Distinction Centers for Cardiac Care® launched in January 2006.
- According to the Centers for Disease Control and Prevention, the number of adults with a diagnosis of heart disease is 30.3 million, and the percent of adults with diagnosed heart disease is 12.1%. Heart Disease is the #1 Cause of death in the United States.
- Research shows that Blue Distinction Centers and Blue Distinction Centers+ demonstrate better quality and improved outcomes for patients, with lower rates of complications following certain cardiac procedures and lower rates of healthcare associated infections compared with their peers. Blue Distinction Centers+ are also 21 percent more cost-efficient than non-designated hospitals for those same cardiac procedures.
- Blue Distinction Centers and Blue Distinction Centers+ for Cardiac Care provide a full range of cardiac care services, including inpatient cardiac care, cardiac rehabilitation, cardiac catheterization and cardiac surgery (including coronary artery bypass graft surgery and cardiac valve surgery).

BARIATRIC SURGERY

- Blue Distinction Centers for Bariatric Surgery® launched in 2008
- According to the National Center for Health Statistics report released in October 2017: Prevalence of Obesity among Adults and Youth has grown to more than one-third (39.8%) of U.S. adults which have been diagnosed with obesity, and 35.7% for young adults aged 20-39. Obesity-related conditions include heart disease, stroke, type 2 diabetes and certain types of cancer, which are some of the leading causes of preventable death.
- Blue Distinction Centers for Bariatric Surgery have demonstrated their commitment to quality care, resulting in better overall outcomes for bariatric patients. Each facility meets stringent clinical criteria, developed in collaboration with expert physicians and medical organizations, including the American Society for Metabolic and Bariatric Surgery ("ASMBS") and the American College of Surgeons ("ACS"), and is subject to periodic re-evaluation as criteria continue to evolve
- The 2020 Blue Distinction Centers for Bariatric Surgery program uses updated Metabolic and Bariatric Surgery Accreditation and Quality Improvement Program ("MBSAQIP") accreditation levels, which focus on site of service. With this design change, each facility can apply to achieve the BDC or BDC+ designation, as either a Comprehensive Center (including outpatient capability) or an Ambulatory Surgery Center ("ASC").

CANCER CARE

- Blue Distinction Centers for Cancer Care is a new national designation program that recognizes physicians, physician practices, cancer centers, and hospitals for their efforts in coordinating all types of cancer care. This program incorporates patient-centered and data-driven practices, to coordinate care better and to improve quality of care and safety, as well as affordability. Providers in this Program are paid under a provider agreement with their local BCBS Plan that has value-based reimbursement, rather than traditional fee-for-service, so they must perform against both quality and cost outcome targets in order to receive incentives and rewards for better health outcomes.
- Designations will be awarded on an ongoing basis, and the program will continue to expand in the future.

SPINE SURGERY

- Blue Distinction Centers for Spine Surgery® launched in November 2009.
- Studies confirm that as many as eight out of 10 Americans suffer from some sort of back pain. Many ways to treat back pain are available for Providers to work with Members, to guide them toward the most appropriate recommendation for their situation. For those with severe and/or chronic back pain, spine surgery may be a treatment option.
- Research confirms that hospitals designated as Blue Distinction Centers and Blue Distinction Centers+ for Spine Surgery have fewer complications and fewer hospital readmissions than non-designated hospitals. Blue Distinction Centers+ for Spine Surgery also deliver care more efficiently than their peers.
- Blue Distinction Centers and Blue Distinction Centers+ for Spine Surgery provide comprehensive inpatient spine surgery services, including discectomy, fusion and decompression procedures.
- To date, Empire has designated hospitals in the majority of states across the U.S.

KNEE AND HIP REPLACEMENT

- Blue Distinction Centers for Knee and Hip Replacement™ launched in November 2009.
- In 2019, Blue Distinction Specialty Care Program for Knee and Hip Replacement expanded to include alternate sites of care, such as ambulatory surgery centers (ASCs) and hospitals without an onsite ICU.
- Blue Distinction Centers and Blue Distinction Centers+ for Knee and Hip Replacement provide comprehensive inpatient knee and hip replacement services, including total knee replacement and total hip replacement surgeries.

MATERNITY CARE

- Blue Distinction Centers and Blue Distinction Centers+ for Maternity Care launched in 2016 and offers access to healthcare facilities with demonstrated expertise and a commitment to quality care, and safety during the delivery episode of care, which includes both vaginal and cesarean section delivery.
- The Maternity Care designation uses publicly available data from Hospital Compare data which includes the Early Elective Delivery (PC-01), Cesarean Section (PC-02) and selected patient experience measures at the facility level from Hospital Consumer

Assessment of Healthcare Providers and Systems (“HCAHPS”). As well as additional measures to support safe practices in childbirth.

SUBSTANCE USE TREATMENT AND RECOVERY

- Blue Distinction Centers for Substance Use Treatment and Recovery launched in January of 2020 to address the treatment of substance use disorders, including opioid use disorder.
- The program aims to improve patient outcomes and cost by addressing the fragmented delivery of substance use disorder treatment. Designations are awarded based on quality criteria that support delivery of timely, coordinated, multidisciplinary, evidence-based care, with a focus on quality improvement and patient-centered care

VENTRICULAR ASSIST DEVICES

- Empire’s Centers of Medical Excellence Ventricular Assist Device (VAD) launched in 2017. VADs are implantable pumps that assist the heart by pumping blood in the circulatory system of individuals with end-stage heart failure.
- According to the Centers for Disease Control and Prevention Heart failure reports that about 5.7 million adults in the United States have heart failures a major public health problem associated with significant hospital admission rates, mortality, and costly health care services.
- Based on registry data, >15,000 left ventricular assist devices (LVADs) were implanted from June 2006 to December 2014. An estimated 3000+ VADs will be implanted worldwide this year, but the volume is expected to increase as newer, smaller devices receive regulatory approval, clinical indications slowly expand and the continued increase in centers certified to place these devices.

CELLULAR IMMUNOTHERAPY (CHIMERIC ANTIGEN RECEPTOR THERAPY -“CAR-T”)

- The U.S. Food & Drug Administration (FDA) has approved new cellular immunotherapy products called Chimeric Antigen Receptor T-cell (CAR-T), a CD19-directed genetically modified autologous T cell immunotherapy which provides new treatment options for cancer patients.
- Three (3) Chimeric Antigen Receptor T cell therapies (CAR-T) have been approved by the FDA to treat certain patients with leukemia and lymphoma:
 1. Yescarta® (axicabtagene ciloleucel) for treatment in Adult Patients
 2. Kymriah® (tisagenlecleucel) for treatment in Pediatric and Adult Patients
 3. Tecartus™ (brexucabtagene autoleucel) for treatment in Adult Patients
- These procedures can be performed in the Inpatient (IP) or Outpatient (OP) setting and Care and follow-up continues over the first year.
- These Members are managed by the transplant Case Managers and Empire Medical Policy requires the procedure be performed at a Certified CAR-T center.

- Empire is developing a Centers of Medical Excellence Network for designated CAR T Providers and Facilities. Currently there are three Providers and Facilities contracted with additional Providers and Facilities designated and contracted in 2021. Until a Provider or Facility is contracted, each referral will require a Letter of Agreement.
- The Blue Cross Blue Shield Association has a designation, but not a contract requirement for CAR-T Providers in 2020.

Audit and Review

AUDIT AND REVIEW POLICY

All capitalized terms used in this Policy shall have the meaning as set forth in the Provider or Facility Agreement between Empire and Provider or Facility, unless otherwise defined below for this section. This section does not apply to audits or reviews performed by the Special Investigations Unit, ("SIU"). For information on SIU processes, refer to the Fraud Waste and Abuse section located in this Manual.

There may be times when Empire conducts Claim reviews or audits to confirm that charges for covered healthcare services are accurately reported and reimbursed in compliance with the Provider or Facility Agreement and Empire's policies and procedures as well as general industry standard guidelines and regulations.

In order to conduct such reviews and audits, Empire or its designee or third-party independent reviewer may request documentation, most commonly in the form of patient medical records and/or itemized bill. Empire may accept additional documentation from Provider or Facility that typically might not be included in medical records such as other documents substantiating the treatment or health service or delivery of supplies.

This policy documents Empire's guidelines for Claims requiring additional documentation and the Provider's or Facility's compliance for the provision of requested documentation.

Definition:

The following definitions shall apply to this Audit and Review section only:

- Agreement means the written contract between Empire and Provider or Facility that describes the duties and obligations of Empire and the Provider or Facility, and which contains the terms and conditions upon which Empire will reimburse Provider or Facility for Health Services rendered by Provider or Facility to Member(s).
- Appeal means a written request with supporting documentation to Empire from a Provider or Facility to reconsider a payment determination.
- Appeal Response means Empire's or its designee's written response to the Appeal after reviewing all Supporting Documentation provided by Provider or Facility.
- Audit means post payment evaluation of Health Services or documents relating to such Health Services rendered by Provider or Facility, and conducted for the purpose of determining appropriate reimbursement under the terms of the Agreement.

- Notice of Overpayment means a document that constitutes notice to the Provider or Facility that Empire or its designee believes an overpayment has been made by Empire. The Notice of Overpayment shall contain administrative data relating to the amount of overpayment. Unless otherwise stated in the Agreement between the Provider or Facility and Empire, Notice of Overpayment shall be sent to Provider or Facility.
- Business Associate or designee means a third party designated by Empire to perform an Audit or any related function on behalf of Empire.
- Provider Manual means the proprietary Empire document available to the Provider and Facility, which outlines Reimbursement Requirements and Policies
- Recoupment means the recovery of an amount paid to Provider or Facility which Empire has determined constitutes an overpayment not supported by an Agreement between the Provider or Facility and Empire. In accordance with applicable laws, regulations and unless an agreement expressly states otherwise, a Recoupment may be performed against a separate Empire payment unrelated to the service or subject made to the Provider or Facility.
- Review means the Claim and supporting documentation will be evaluated prior to payment.
- Supporting Documentation means the written material contained in a Member's medical records or other Provider or Facility documentation. Claim details, prior authorization clinical information, and supply invoices supporting the Provider's or Facility's Claim.

Documents Reviewed During an Audit or Review:

The following is a description of the documents that may be reviewed by Empire or its designee along with a short explanation of the importance of each of the documents in the Audit and Review processes. It is important to note that Providers and Facilities must comply with applicable state and federal record keeping requirements.

- A. Confirm that Health Services were delivered by the Provider or Facility Auditors/Reviewers will verify that Provider or Facility's Claim is corroborated by Supporting Documentation reflecting the Health Services delivered and billed by the Provider or Facility. The Provider or Facility must review, approve and document all such policies and procedures by any applicable accreditation bodies.
- B. Confirm charges were accurately reported on the Claim in compliance with Empire's Policies as well as general industry standard guidelines and regulations. Auditors/Reviewers may review Supporting Documentation including the Member's health record documents. The health record includes the clinical data on diagnoses, treatments, and outcomes. A health record generally includes pertinent information related to care and must support services billed by the Provider or Facility. Auditors/Reviewers may review the Claim Itemized Billing for a break down of the services billed and supply invoices for pricing determinations.

Auditors/Reviewers may reference the Empire Reimbursement Policies available on empireblue.com.

Policy

Upon request from Empire or its designee, Providers and Facilities are required to submit additional documentation for Claims identified for pre-payment review or post payment audit.

Empire or its designee will use the following guidelines for records requests for Claims identified for pre-payment review or post payment audit. A request may be made via a paper or an electronic format.

- A Provider's or Facility's physical or electronic address may be confirmed prior to an original letter of request for supporting documentation is sent.
- When a response is not received within 30 days of the date of the initial request, a second request letter will be sent.
- When a response is not received within 15 days of date of the second request, a final request letter will be sent.
- When a response is not received within 15 days of the date of the final request (60 days total):
 - Empire or its designee will initiate Claim denial for Claims identified as pre-payment review or post payment audit as Provider or Facility failed to submit the required documentation. The Member shall be held harmless for such payment denials.

or

- Empire or its designee will initiate recoupments for Claims identified as post payment audit claims as Provider or Facility failed to submit the required documentation. The Member shall be held harmless for such recoupments.

Empire or its designee will not be liable for interest or penalties when payment is denied or recouped when Provider or Facility fails to submit required or requested documentation for claims identified for prepayment review or post payment audit.

Procedure:

- **Review of Documents.** Empire or its designee will request in writing any supporting documentation required for audit or review. The Provider or Facility will supply the requested documentation within the time frame outlined above.
- **Desk or Off-site Audits:** Empire or its designee may conduct Audits from its offices and/or offsite locations. Facility or Provider will comply with timeline and specific requested documentation listed in Empire's request for additional documentation.
- **Completion of Desk or Off-site Audit:** Upon completion of the Audit where an overpayment is identified, Empire will generate a Notice of Overpayment. The Notice of Overpayment will identify the Claim overpayment and include an explanation remark for the overpayment. If the Provider or Facility agrees with the Notice of Overpayment, then the Provider or Facility has thirty (30) calendar days to reimburse Empire the amount indicated in the form of a refund.

Should the Provider or Facility disagree with the Notice of Overpayment, then the Provider or Facility may Appeal the Notice of Overpayment. If the Provider or Facility does not submit an Appeal against the Notice of Overpayment and does not reimburse Empire within the thirty (30) calendar days, then Empire will initiate recoupment as applicable and determined per Provider or Facility Agreement and state guidelines.

- **Provider or Facility Appeals:** See Audit Appeal Policy.

- **On-site Audits:** Empire or its designee may conduct Audits on-site at the Provider's or Facility's location. If Empire or its designee conducts an Audit at a Provider's or Facility's location, Provider or Facility will make available suitable workspace for Empire's or its designee's on-site Audit activities. During the Audit, Empire or its designee will have complete access to the applicable health records including ancillary department records and/or invoice detail without producing a signed Member authorization.

When conducting credit balance reviews, Provider or Facility will give Empire or its designee a complete list of credit balances for primary, secondary and tertiary coverage, when applicable. In addition, Empire or its designee will have access to Provider's or Facility's patient accounting system to review payment history, notes, Explanation of Benefits and insurance information to determine validity of credit balances. If the Provider or Facility refuses to allow Empire or its designee access to the items requested to complete the Audit, Empire or its designee may opt to complete the Audit based on the information available.

All Audits (to include medical chart audits and diagnosis related group reviews) shall be conducted free of charge despite any Provider or Facility policy to the contrary.

- **Completion of Audit (On-site Audit only):** Upon completion of the Audit, Empire or its designee will generate and give to Provider or Facility a final Audit Report. This Audit Report may be provided on the day the Audit is completed or it may be generated after further research is performed. If further research is needed, the final Audit Report will be generated at any time after the completion of the Audit, but generally within ninety (90) days. Occasionally, the final audit report will be generated at the conclusion of the exit interview which is performed on the last day of the Audit.

During the exit interview, Empire or its designee will discuss with Provider or Facility its Audit findings found in the final Audit Report. This Audit Report may list items such as charges unsupported by adequate documentation, under-billed items, late billed items and charges requiring additional supporting documentation.

If the Provider or Facility agrees with the Audit findings and has no further information to provide to Empire or its designee, then Provider or Facility may sign the final Audit Report acknowledging agreement with the findings. At that point, Provider or Facility has thirty (30) calendar days to reimburse Empire the amount indicated in the final Audit Report. Should the Provider or Facility disagree with the final Audit Report generated during the exit interview, then Provider or Facility may either supply the requested documentation or Appeal the Audit findings.

- **Provider or Facility Appeals:** See Audit Appeal Policy.
- **No Appeal (On-site audit only):** If the Provider or Facility does not formally Appeal the findings in the final Audit Report and submit supporting documentation within the (thirty) 30 calendar day timeframe, the initial determination will stand and Empire or its designee will process adjustments to recover the amount identified in the final Audit Report.
- **Scheduling of Audit (Hospital Bill Audits Only):** After review of the documents submitted, if Empire or its designee determines an Audit or Review is required, Empire or its designee will call the Provider or Facility to request a mutually satisfactory time for

Empire or its designee to conduct an Audit; however, the Audit must occur within forty-five (45) calendar days of the request.

- **Rescheduling of Audit:** Should Provider or Facility desire to reschedule an Audit, Provider or Facility must submit its request with a suggested new date to Empire or its designee in writing at least seven (7) calendar days in advance of the day of the Audit. Provider's or Facility's new date for the Audit must occur within thirty (30) calendar days of the date of the original Audit. Provider or Facility may be responsible for cancellation fees incurred by Empire or its designee due to Provider's or Facility's rescheduling. While Empire or its designee prefers to work with the Provider or Facility in finding a mutually convenient time, there may be instances when Empire or its designee must respond quickly to requests by regulators or its clients. In those circumstances, Empire or its designee will send a notice to the Provider or Facility to schedule an Audit within the seventy-two (72) hour timeframe.
- **Under-billed and Late-billed Claims:** During an on-site audit, Provider or Facility may identify Claims for which Provider or Facility under-billed or failed to bill for review by Empire during the Audit. Under-billed or late-billed Claims not identified by Provider or Facility before the Audit commences will not be evaluated in the Audit.

AUDIT APPEAL POLICY

Purpose:

To establish a timeline for responding to Provider or Facility Appeals of Audits. This section does not apply to appeals or reconsideration of Claims denied on pre-payment review. If Provider or Facility does not agree with the Claim determination for Claims denied on a pre-payment review basis, follow the instructions on the Remittance Advice.

Procedure:

- Unless otherwise expressly set forth in an Agreement, Provider or Facility shall have the right to Appeal the findings in the Notice of Overpayment. An Appeal of the Notice of Overpayment must be in writing and received by Empire or its designee within thirty (30) calendar days of the date of the Notice of Overpayment unless applicable law expressly indicates otherwise. The Appeal should address the findings from the Notice of Overpayment that Provider or Facility disputes, as well as the basis for the Provider's or Facility's belief that such finding(s) are not accurate. All findings disputed by the Provider or Facility in the Appeal must be accompanied by relevant Supporting Documentation. If the Provider or Facility does not appeal timely, retraction will begin at the expiration of the thirty (30) calendar days unless expressly prohibited by contractual obligations or applicable law.
- Upon receipt of a timely Appeal, complete with Supporting Documentation as required under this Policy, Empire or its designee shall issue an Appeal Response to the Provider or Facility. Empire's or its designee's response shall address each matter contained in the Provider's or Facility's Appeal. If appropriate, Empire's or its designee's Appeal Response will indicate what adjustments, if any, shall be made to the overpayment amounts outlined in the Notice of Overpayment. Empire's or its designee's response shall be sent via email, mail or portal to the Provider or Facility within thirty (30) calendar days of the date Empire

or its designee received the Provider's or Facility's Appeal and Supporting Documentation.

- The Provider or Facility shall have fifteen (15) calendar days from the date of Empire's or its designee's Appeal Response to respond with additional documentation or, if appropriate in the State, a remittance check to Empire or its designee. If no Provider or Facility response or remittance check (if applicable) is received within the fifteen (15) calendar day timeframe, Empire or its designee shall begin recoupment of the amount contained in Empire's or its designee's response, and a confirming recoupment notification will be sent to the Provider or Facility.
- Upon receipt of a timely Provider or Facility appeal response, complete with Supporting Documentation as required under this Policy, Empire or its designee shall formulate a final Appeal Response. Empire's or its designee's final Appeal Response shall address each matter contained in the Provider's or Facility's response. Empire's or its designee's final Appeal Response shall be sent via email, mail or portal to the Provider or Facility within fifteen (15) calendar days of the date Empire or its designee received the Provider or Facility response and Supporting Documentation.
- If applicable in the state, the Provider or Facility shall have fifteen (15) calendar days from the date of Empire's or its designee's final Appeal Response to send a remittance check to Empire or its designee. If no remittance check is received within the fifteen (15) calendar day timeframe, Empire or its designee shall recoup the amount contained in Empire's or its designee's final Appeal Response.

Fraud, Waste and Abuse Detection

Empire is committed to protecting the integrity of Empire's health care programs and the effectiveness of operations by preventing, detecting and investigating fraud, waste and abuse (FWA). Combating FWA begins with knowledge and awareness.

- **Fraud:** Any type of intentional deception or misrepresentation made with the knowledge that the deception could result in some unauthorized benefit to the person committing it - or any other person. The attempt itself is fraud, regardless of whether or not it is successful
- **Waste:** Includes overusing services, or other practices that, directly or indirectly, result in unnecessary costs. Waste is generally not considered to be driven by intentional actions, but rather occurs when resources are misused.
- **Abuse:** When health care providers or suppliers do not follow good medical practices resulting in unnecessary or excessive costs, incorrect payment, misuse of codes, or services that are not medically necessary.

One of the most important steps to help prevent Member fraud is as simple as reviewing the Member identification card to ensure that the individual seeking services is the same as the Member listed on the card. It is the first line of defense against possible fraud. Learn more at www.fightthehealthcarefraud.com

REPORTING FRAUD, WASTE AND ABUSE

If someone suspects any Member or provider (a person who receives benefits) has committed fraud, waste or abuse, they have the right to report it. No individual who reports violations or suspected fraud and abuse will be retaliated against for doing so. The name of the person reporting the incident and his or her callback number will be kept in strict confidence by investigators.

Report concerns by:

- Visit Empireblue.com, scroll to the bottom footer and click on “Health Care Fraud Prevention” to be directed to the the fifthhealthcarefraud education site; at the top of the page click “Report it” and complete the “[Report Waste, Fraud and Abuse](#)” form
- Calling Provider Solutions

Any incident of fraud, waste or abuse may be reported to Empire anonymously; however, Empire’s ability to investigate an anonymously reported matter may be limited if Empire doesn’t have enough information. Empire encourages Providers and Facilities to give as much information as possible. Empire appreciates referrals for suspected fraud, but be advised that Empire do not routinely update individuals who make referrals as it may potentially compromise an investigation.

Examples of Member Fraud, Waste and Abuse

- Forging, altering or selling prescriptions
- Letting someone else use the Member’s ID (Identification) card
- Obtaining controlled substances from multiple providers
- Relocating to out-of-service Plan area
- Using someone else’s ID card

When reporting concerns involving a Member include:

- The Member’s name
- The Member’s date of birth, Member ID or case number if available
- The city where the Member resides
- Specific details describing the fraud, waste or abuse

Examples of Provider Fraud, Waste and Abuse (FWA):

- Altering medical records to misrepresent actual services provided
- Billing for services not provided
- Billing for medically unnecessary tests or procedures
- Billing professional services performed by untrained or unqualified personnel
- Misrepresentation of diagnosis or services
- Soliciting, offering or receiving kickbacks or bribes
- Unbundling – when multiple procedure codes are billed individually for a group of procedures which should be covered by a single comprehensive procedure code
- Upcoding – when a provider bills a health insurance payer using a procedure code for a more expensive service than was actually performed

When reporting concerns involving a provider (a doctor, dentist, counselor, medical supply company, etc.) include:

- Name, address and phone number of provider
- Name and address of the facility (hospital, nursing home, home health agency, etc.)
- Medicaid number of the provider and facility, if available

- Type of provider (doctor, dentist, therapist, pharmacist, etc.)
- Names and phone numbers of other witnesses who can help in the investigation
- Dates of events
- Summary of what happened

To learn more about health care fraud and how to aid in the prevention on it, visit www.fightthehealthcarefraud.com.

INVESTIGATION PROCESS

The Special Investigations Unit (“SIU”) investigates suspected incidents of FWA for all types of services. Empire may take corrective action with a Provider or Facility, which may include, but is not limited to:

- *Written warning and/or education:* Empire sends letters to the Provider or Facility advising the Provider or Facility of the issues and the need for improvement. Letters may include education or requests for repayment, or may advise of further action.
- *Medical record review:* Empire reviews medical records to investigate allegations or validate the appropriateness of Claims submissions.
- *Edits:* A certified professional coder or investigator evaluates Claims and places payment or system edits in Empire’s Claims processing system. This type of review prevents automatic Claims payments in specific situations.
- *Recoveries:* Empire recovers overpayments directly from the Provider or Facility. Failure of the Provider or Facility to return the overpayment may result in reduced payment for future Claims, termination from the network, or legal action.

PREPAYMENT REVIEW

One method Empire uses to detect FWA is through prepayment Claim review. Through a variety of means, certain Providers or Facilities, or certain Claims submitted by Providers or Facilities, may come to Empire’s attention for behavior that might be identified as unusual for coding, documentation and/or billing issues, or Claims activity that indicates the Provider or Facility is an outlier compared to his/her/its peers.

Once a Claim, or a Provider or Facility, is identified as an outlier or has otherwise come to Empire’s attention for reasons mentioned above, further review may be conducted by the SIU to determine the reason(s) for the outlier status or any appropriate explanation for unusual coding, documentation, and/or billing practices. If the review results in a determination that the Provider’s or Facility’s actions may involve FWA, unless exigent circumstances exist, the Provider or Facility is notified of their placement on prepayment review and given an opportunity to respond.

When a Provider or Facility is on prepayment review, the Provider or Facility will be required to submit medical records and any other supporting documentation with each Claim so Empire can review the appropriateness of the services billed, including the accuracy of billing and coding, as well as the sufficiency of the medical records and supporting documentation submitted. Failure to submit medical records and supporting documentation to Empire in accordance with this requirement will result in a denial of the Claim under review. The Provider or Facility will be given the opportunity to request a discussion of his/her/its prepayment review status.

Under the prepayment review program, Empire may review coding, documentation, and other billing issues. In addition, Empire may use one or more clinical utilization management guidelines in the review of Claims submitted by the Provider or Facility, even if those guidelines are not used for all Providers or Facilities delivering services to Plan Members.

The Provider or Facility will remain subject to the prepayment review process until Empire is satisfied that all inappropriate billing, coding, or documentation activity has been corrected. If the inappropriate activity is not corrected, the Provider or Facility could face corrective measures, up to and including termination from the network.

Finally, Providers and Facilities are prohibited from billing a Member for services Empire has determined are not payable as a result of the prepayment review process, whether due to FWA, any other coding or billing issue or for failure to submit medical records as set forth above. Providers or Facilities whose Claims are determined to be not payable may make appropriate corrections and resubmit such Claims in accordance with the terms of their Provider and Facility Agreement, proper billing procedures and state law. Providers or Facilities also may appeal such a determination in accordance with applicable grievance and appeal procedures.

ACTING ON INVESTIGATIVE FINDINGS

In addition to the previously mentioned actions, Empire may refer suspected criminal activity committed by a Member, Provider or Facility to the appropriate regulatory and/or law enforcement agencies

RECOUPMENT/OFFSET/ADJUSTMENT FOR OVERPAYMENTS

Empire shall be entitled to offset and recoup an amount equal to any overpayments or improper payments made by Empire to Provider or Facility (“Overpayment Amount”) against any payments due and payable by Empire or any Affiliate to Provider or Facility with respect to any Health Benefit Plan under this Agreement or under any Agreement between Provider and an Affiliate regardless of the cause. Provider or Facility shall voluntarily refund the Overpayment Amount regardless of the cause, including, but not limited to, payments for Claims where the Claim was miscoded, non-compliant with industry standards, or otherwise billed in error, whether or not the billing error was fraudulent, abusive or wasteful. Upon determination by Empire that an Overpayment Amount is due from Provider or Facility, Provider or Facility must refund the Overpayment Amount to Empire within thirty (30) calendar days of the date of the overpayment refund notice from Empire to the Provider or Facility. If the Overpayment Amount is not received by Empire within the thirty (30) calendar days following the date of such notice letter, Empire shall be entitled to offset the unpaid portion of the Overpayment Amount against other Claims payments due and payable by Empire or an Affiliate to Provider or Facility under any Health Benefit Plan in accordance with Regulatory Requirements. In such event, Provider or Facility agrees that all future Claim payments, including Affiliate Claim payments, applied to satisfy Provider’s or Facility’s repayment obligation shall be deemed to have been legally paid to Provider or Facility in full for all purposes, including Affiliates and/or Regulatory Requirements as defined by the Provider or Facility Agreement. Should Provider or Facility disagree with any determination by Empire or a Plan that Provider or Facility has received an overpayment or improper payment, Provider or Facility shall have the right to appeal such determination under Empire’s procedures set forth in the Provider Manual, provided that such appeal shall not suspend Empire’s right to recoup the Overpayment Amount during the appeal process unless required by Regulatory Requirements. Empire reserves the right to employ a third party collection agency in the event of non-payment.

Pharmacy Home Program

The availability and access to opioid medications used for the treatment of acute and chronic health conditions is at an all-time high. This access to healthcare is helping patients live longer and healthier lives. However, it can also lead to safety concerns when Members are on multiple controlled medications that are prescribed by multiple healthcare providers. To address the growing opioid epidemic, Empire implemented the Pharmacy Home Program in April 2016 to allow for better administration of drug benefits through increased communication and coordination amongst prescribing physicians and pharmacies. The information in this section applies to Empire Members with Empire prescription drug coverage.

The Pharmacy Home Program helps reduce potential overutilization of controlled substance medications. If a Member is believed to be at an increased safety risk due to the overutilization of multiple controlled substances, from multiple providers and/or pharmacies, and they meet enrollment criteria, they may be included in this program. Empire is able to increase communication and coordination amongst prescribing physicians for Members that have been identified and restricted to a single pharmacy. The pharmacy is selected by the Member and/or is assigned based on the retrospective Drug Utilization Review ("DUR") of their prescription claims history. Following the selection of the Member's new Pharmacy Home, all of the Member's prescribing physicians receive notification of the Member's enrollment into the program, the assigned pharmacy information, and a 3-month prescription profile containing a list of all prescribers, medications, dosages, and quantities received by the Member during that timeframe.

The program is designed to limit a qualifying Member to the use of one specific participating pharmacy for all prescribed Schedule II-V controlled medications for a period of no less than 12 consecutive months. This assigned pharmacy, or Pharmacy Home, will fill the Member's controlled substance medications throughout the term of their enrollment in this program.

The Pharmacy Home Program includes:

- Reimbursement of controlled substance Claims when filled at the Member's Pharmacy Home. All controlled substance Claims are denied if filled at any pharmacy other than the Member's assigned Pharmacy Home¹.
- Temporary overrides for urgent prescriptions.
- Access to Mail Order and Specialty pharmacies, in addition to the Pharmacy Home.

Criteria

A Member whose prescription Claims' history shows they meet the below inclusion criteria may be enrolled in the Pharmacy Home Program if²: The Member received five or more controlled substance prescriptions (government-regulated drugs) in a 90-day period.

¹ A Member may change the designated pharmacy only if the request meets good cause criteria.

- The Member received controlled substance prescriptions from three or more prescribers in a 90-day period.
- The Member visited three or more pharmacies to fill controlled substance prescriptions in a 90-day period.

Communications to Members meeting criteria

Members who meet criteria are sent a notification at least 60-days prior to potential inclusion in the program. After a 60-day monitoring period, if the Member continues to meet the program criteria during that timeframe, he/she is contacted in writing of the decision to place him/her into the Pharmacy Home Program. The Member will then be given 30 additional days to select a Pharmacy Home and/or to file an appeal of the decision. In the event the Member does not select a Pharmacy Home within the allotted timeframe, one will be chosen for the Member on the 31st day based on their pharmacy Claims. Empire will ensure both the Member and their Provider will be notified of their new Pharmacy Home in writing. Once they have chosen a Pharmacy Home, a request to change pharmacies will be considered only for good cause situations.

Empire is more committed than ever to equipping Providers with the tools and support necessary to help curb these trends and save lives. For questions or comments regarding enrollment, contact the Member Services number located on the back of the Member's ID card.

Health Insurance Marketplace (Exchanges)

Health Insurance Marketplace

The Affordable Care Act (ACA) authorized the creation of Health Insurance Marketplaces (commonly referred to as exchanges) to help individuals and small employers shop for, select, and enroll in high quality, affordable private health plans.

Empire offers qualified health plans on the Individual or Small Business Health Options Program (SHOP) Exchange in many states, as well as health plans not purchased on public exchanges. Qualified health plans on the Individual and SHOP Exchange follow the same policies and protocols within this Provider Manual, unless otherwise stated in the Provider or Facility Agreement.

Updates about Empire's ACA compliant health plans and the networks supporting these plans are published in Empire's provider newsletter, and sent via Empire's email service. To sign up for Provider Communications for, go to <https://messageinsite.com/networkupdate>.

Additional information and current communications about Health Insurance Exchanges can be found from the provider homepage at empireblue.com.

² Exemption of Members with a diagnosis of Cancer, 2nd degree burns, 3rd degree burns, Sickle-cell Anemia or those that are in Hospice Care. (Note: Exemptions are determined by both pharmacy claim history and medical diagnosis.)

Important reminder:

Providers and Facilities are able to confirm their participation status in different networks by using the Find Care tool. See the **Online Provider Directory and Demographic Data Integrity** section for more details.

Federal Employee Health Benefits Program (FEHBP)

BlueCross BlueShield Federal Employee Program		Government-Wide Service Benefit Plan	Basic
Member Name I M SAMPLE	www.fepblue.org		
Member ID R30048615			
Enrollment Code 112	RxGrp 65006500		
Effective Date 01/01/2002	RxBIN 610415		
	RxPCN PCS		

BlueCross BlueShield Federal Employee Program		Government-Wide Service Benefit Plan	PPO
Member Name I M Sample	http://www.fepblue.org		
Member ID R30047600			
Enrollment Code 104			
Effective Date 01/01/2006			
RX Bin No. 610415			
RX Group No. 65006500			

FEHBP REQUIREMENTS

Providers and Facilities acknowledge and understand that Empire participates in the Federal Employees Health Benefits Program ("FEHBP"). The Empire FEHBP encompasses the Blue Cross Blue Shield Association Service Benefit Plan, otherwise known as "Federal Employee Program®" or "FEP®", – the health insurance Plan for federal employees. Providers and Facilities further understand and acknowledge that the FEHBP is a federal government program and the requirements of the program are subject to change at the sole direction and discretion of the United States Office of Personnel Management. Providers and Facilities agree to abide by the rules, regulations, and other requirements of the FEHBP as they exist and as they may be amended or changed from time to time, with or without prior notice. Providers and Facilities further agree that, in the event of a conflict between the Provider or Facility agreement or this Provider Manual and the rules, regulations, or other requirements of the FEHBP, the terms of the rules, regulations, and other requirements of the FEHBP shall control.

When a conflict arises between federal and state laws and regulations, the federal laws and regulations supersede and preempt the state or local law (Public Law 105-266). In those instances, FEHBP is exempt from implementing the requirements of state legislation.

SUBMISSION OF CLAIMS UNDER THE FEHBP

All Claims under the FEHBP must be submitted to the Plan for payment within the timeframe listed in the Provider or Facility Agreement. This timeframe applies from the date of discharge or from the date of the primary payer's explanation of benefits. Providers and Facilities agree to provide to Plan, at no cost to Empire or Member, all information necessary for Plan to determine its liability, including, without limitation, accurate and complete Claims for Covered Services, utilizing forms consistent with industry standards and approved by Plan or, if available,

electronically through a medium approved by Plan. If Plan is the secondary payer, the timeframe will not begin to run until Provider or Facility receives notification of primary payer's responsibility. Plan is not obligated to pay Claims received after the timeframe indicated in the Agreement. Except where the Member did not provide Plan identification, Provider and Facility shall not bill, collect, or attempt to collect from Member for Claims Plan receives after the applicable period regardless of whether Plan pays such Claims.

ERRONEOUS OR DUPLICATE CLAIM PAYMENTS UNDER THE FEHBP

For erroneous or duplicate Claim payments under the FEHBP, either party shall refund or adjust, as applicable, all such duplicate or erroneous Claim payments regardless of the cause. Such refund or adjustment may be made within five (5) years from the end of the calendar year in which the erroneous or duplicate Claim was submitted. In lieu of a refund, Plan may offset future Claim payments.

COORDINATION OF BENEFITS FOR FEHBP

In certain circumstances when the FEHBP is the secondary payer and there is no adverse effect on the Member, the FEHBP pays the local Plan allowable minus the Primary payment. The combined payments, from both the primary payer and FEHBP as the secondary payer, might not equal the entire amount billed by the Provider or Facility for covered services.

FEHBP WAIVER REQUIREMENTS

- Notice must identify the proposed services.
- Inform the Member that services may be deemed not medically necessary or experimental/investigational, by the Plan
- Provide an estimate of the cost for services
- Member must agree in writing to be financially responsible in advance of receiving the services; otherwise, the Provider or Facility will be responsible for the cost of services denied

FEHBP MEMBER RECONSIDERATIONS AND APPEALS

There are specific procedures for reviewing disputed Claims under the Federal Employees Health Benefits Program. The process has two steps, starting with a review by the local Plan (reconsideration), which may lead to a review by the Office of Personnel Management ("OPM").

The review procedures are designed to provide Members with a way to resolve Claim disputes as an alternative to legal actions.

The review procedures are intended to serve both contract holders and Members. The local Plan and OPM do not accept requests for review from Providers or Facilities, except on behalf of, and with the written consent of, the contract holder or Member.

Providers and Facilities are required to demonstrate that the contract holder or Member has assigned all rights to the Provider or Facility for that particular Claim or Claims.

When a Claim or request for Health Services, drugs or supplies – including a request for precertification or prior approval – is denied, whether in full or partially, the local Plan that denied the Claim reviews the benefit determination upon receiving a written request for review. This request must come from the Member, contract holder or their authorized representative. The request for review must be received within six (6) months of the date of the Plan's final decision.

If the request for review is on a specific Claim(s), the Member must be financially liable in order to be eligible for the disputed Claims process.

The local Plan must respond to the request in writing, affirming the benefits denial, paying the Claim, or requesting the additional information necessary to make a benefit determination, within thirty (30) calendar days of receiving the request for review. If not previously requested, the local Plan is required to obtain all necessary medical information, such as operative reports, medical records and nurses' notes, related to the Claim. If the additional information is not received within sixty (60) calendar days, the Plan will make its decision based on the information available. Appropriate medical review will also be done at this time. If the Plan does not completely satisfy the Member's request, the Plan will advise the Member of his/her right to appeal to OPM.

Providers or Facilities may not submit appeals to the OPM. Only the Member or contract holder may do so, as outlined in the Blue Cross and Blue Shield Service Benefit Plan brochure.

FEHBP FORMAL PROVIDER AND FACILITY APPEALS

Providers and Facilities are entitled to pursue disputes of their **pre-service request** (this includes pre-certification or prior approval) or their **post-service claim** (represents a request for reimbursement of benefits for medical services that have already been performed), by following a formal dispute resolution process.

A formal Provider or Facility appeal is a written request from the rendering Provider or Facility, to his/her local Plan, to have the local Plan re-evaluate its contractual benefit determination of their post-service Claim; or to reconsider an adverse benefit determination of a pre-service request. The request must be from a Provider or Facility and must be submitted in writing within one hundred eighty (180) days of the denial or benefit limitation. In most cases, this will be the date appearing on the Explanation of Benefits/Remittance sent by the Plan. For pre-service request denials, the date will be the date appearing on the Plan's notification letter.

The request for review may involve the Provider or Facility's disagreement with the local Plan's decision about any of the **clinical issues** listed below where the Providers or Facilities are *not* held harmless. Local Plans should note that this list is not all-inclusive.

- not medically necessary (NMN);
- experimental/investigational (E/I);
- denial of benefits, in total or in part, based on clinical rationale (NMN or E/I);
- precertification of hospital admissions; and,
- prior approval (for a service requiring prior approval under FEHBP).

Not all benefit decisions made by local Plans are subject to the formal Provider and Facility appeal process. The formal Provider and Facility appeal process does not apply to any non-clinical case.

When a Claim or request for services, drugs or supplies – including a request for precertification or prior approval – is denied, whether in full or partially, the local Plan that denied the Claim reviews the benefit determination upon receiving a written request for review. This request must come from the rendering/requesting Provider or Facility. The request for review must be received within six (6) months of the date of the local Plan's final decision. If the request for review is on a specific Claim(s), the Provider or Facility must be financially liable in order to be eligible for the formal Provider and Facility appeal process.

The local Plans must respond to the request in writing, affirming the benefits denial, paying the Claim, or requesting the additional information necessary to make a benefit determination, within thirty (30) calendar days of receiving the request for review. If not previously requested, the local

Plan is required to obtain all necessary medical information, such as operative reports, medical records and nurses' notes, related to the Claim. If the additional information is not received within sixty (60) calendar days, the local Plan will make its decision based on the information available. Appropriate medical review will also be done at this time. Even if the local Plan does not completely satisfy the Provider or Facility's request, the formal Provider and Facility appeal process is complete; no additional appeal rights are available.

FEHBP INPATIENT SKILLED NURSING FACILITY CARE

- Effective January 1, 2018 benefits are available for up to thirty (30) days of inpatient skilled nursing facility ("SNF") care per benefit year for Standard Option Members who are not enrolled in Medicare Part A.
- Hospitals and Plan staff must be proactive in identifying Members for whom a SNF stay is an appropriate level of care in the continuum toward transition home.
- The Member must be enrolled in case management ("CM") and the signed consent for CM must be received by the case manager prior to precertification approval of the SNF admission. This will require that the hospital discharge planning staff collaborate with the Plan case manager, and in some cases, will necessitate the hospital case manager/discharge planner's assistance in delivering the consent to the Member and having it returned to the Plan after the Member/proxy signs the document.
- The transferring facility must submit a detailed description of the Member's clinical status and the proposed treatment plan for the Plan's review of the proposed admission.
- Once the Member is admitted and subsequently within the timeframes established by the Plan, the SNF representative must provide specific information regarding the Member's status, progress towards goals, changes to the treatment plan and/or discharge plan (if applicable) and documentation of any obstacles preventing the Member from achieving the goals.
- The attending physician in the SNF must write admission orders and review the preliminary treatment plan within seventy two (72) of the Member's admission. Members admitting on a ventilator must be seen by a pulmonologist within twelve 12 hours of admission and respiratory therapy be available in the facility twenty four 24 hours/day.
- Members admitted for rehabilitation must receive an evaluation by a physical therapist and a physical therapy treatment plan must be in place within sixteen 16 hours of admission. Members admitted primarily for rehabilitation must receive at least one (1) hour of physical therapy and occupational therapy combined at least five (5) days per week (logs must be provided to the Plan to document therapy time).

ONLINE INFORMATION FOR FEHBP

Refer to the benefits and services on the FEHBP Web Site <https://www.fepblue.org/> for additional information.

BlueCard Program Overview

BlueCard is a national program that enables Members of one Blue Plan to obtain healthcare service benefits while traveling or living in another Blue Plan's service area. The program links

participating healthcare Providers and Facilities with the independent Blue Plans across the country and in more than 200 countries and territories worldwide through a single electronic network for Claims processing and reimbursement. The program allows Providers and Facilities to submit Claims for Members from other Blue Plans, domestic and international, to Empire. Empire is the sole contact for Claims payment, adjustments and issue resolution.

For more information about the BlueCard Program, Providers and Facilities can access the BlueCard Provider Manual, online at empireblue.com/provider/ >Review Policies> **Provider Manuals**

BlueCard ID card Sample:

 BlueCross BlueShield of Geography		Blue Product ALPHA Employer Group	
Member Name Member Name Member ID XYZ123456789		Dependents Dependent One Dependent Two Dependent Three	
Group No.	023457	Plan	PPO
BIN	987654	Office Visit	\$15
Benefit Plan	HIOPT	Specialist Copay	\$15
Effective Date	00/00/00	Emergency	\$75
Plan Code	123	Deductible	\$50
			

 BlueCross BlueShield of Geography	www.BluePlan.com Customer Service: 1-800-234-5678 Outside of Area: 1-800-810-2583 Eligibility: 1-800-676-2583 Pharmacy Benefits: 1-800-888-1234 Gamma Vision*: 1-800-987-6543 * Not a BlueCross and BlueShield product
Members: See your benefit booklet for covered services. Possession of this card does not guarantee eligibility for benefits. Hospitals or physicians: file claims with your local BlueCross and/or BlueShield Plan. BlueCross and BlueShield of Geography provides administrative services and does not assume any financial risk or claims.	
BlueCross and BlueShield of Geography P.O. Box 01234 City, State 01234-1234 An independent licensee of the BlueCross and BlueShield Association.	
BETA Pharmacy Management	Pharmacy benefits administrator

BlueCard (Out of Area) Members:

 BlueCross BlueShield of Geography		Blue Product ALPHA Employer Group	
Member Name Member Name Member ID XYZ123456789		Dependents Dependent One Dependent Two Dependent Three	
Group No.	023457	Plan	PPO
BIN	987654	Office Visit	\$15
Benefit Plan	HIOPT	Specialist Copay	\$15
Effective Date	00/00/00	Emergency	\$75
Plan Code	123	Deductible	\$50
			

 BlueCross BlueShield of Geography	www.BluePlan.com Customer Service: 1-800-234-5678 Outside of Area: 1-800-810-2583 Eligibility: 1-800-676-2583 Pharmacy Benefits: 1-800-888-1234 Gamma Vision*: 1-800-987-6543 * Not a BlueCross and BlueShield product
Members: See your benefit booklet for covered services. Possession of this card does not guarantee eligibility for benefits. Hospitals or physicians: file claims with your local BlueCross and/or BlueShield Plan. BlueCross and BlueShield of Geography provides administrative services and does not assume any financial risk or claims.	
BlueCross and BlueShield of Geography P.O. Box 01234 City, State 01234-1234 An independent licensee of the BlueCross and BlueShield Association.	
BETA Pharmacy Management	Pharmacy benefits administrator

Medicare Advantage Provider Website

Refer to the Medicare Advantage website for additional information at www.empireblue.com/medicareprovider

Medicare Advantage Provider Manuals are available on Anthem.com. Select **Provider** then **choose Policies, Guidelines and Manuals** under the horizontal menu, scroll to the **Provider Manual** section and select **Download the Manual**. Scroll to the Provider Manual Library section and choose **Medicare Advantage Provider Manual**.

- [Medicare Advantage Provider Guidebook](#)

Appendix A

AMERICANS WITH DISABILITIES ACT

The Americans with Disabilities Act is a comprehensive civil rights law that prohibits discrimination on the basis of disability and includes a requirement that all facilities and services be accessible to individuals with disabilities. All providers are required to comply with the Americans with Disabilities Act in order to participate in Empire's provider networks.

PATIENT'S SELF-DETERMINATION ACT

Members have the RIGHT to:

- Make medical decisions.
- Accept or refuse treatment, including the right to refuse life-sustaining medical and surgical treatment.
- Make advance directives about their medical care in the event they cannot make decisions.

Members can learn more about their rights and responsibilities, and their rights under the Patient's Self-Determination Act by calling Member Services at the telephone number located on the back of their member identification card.

ASSISTANCE FOR NON-ENGLISH SPEAKING MEMBERS

Empire strives to ensure that HMO Members who speak a language other than English are able to obtain assistance from the Member Services department. Empire does this by providing translation services to Members via an AT&T Language Line translator.

CONFIDENTIALITY POLICY

When a Member Services representative receives a call from someone who speaks a language other than English, the representative puts the caller on hold and calls the AT&T Language Line. The AT&T Language Line operator links the Member Services Representative and the caller to an interpreter in the appropriate language. Through a three-way connection, the interpreter facilitates the Member's inquiry.

In recognition of the need for Member privacy, and in compliance with federal and state laws and regulations, Empire has a policy on the confidentiality of Member medical information.

- Empire has in place and enforces appropriate safeguards to protect the confidentiality, security and integrity of Member medical information, which is used, disclosed, exchanged or transmitted orally, in writing or electronically.
- Confidential Member medical information is accessible only to those Empire employees and authorized third persons who need it to perform their jobs. All persons are required to comply with Empire policies and procedures and federal and state laws and regulations concerning the request for, the use, disclosure, transmission, security, storage and destruction of confidential Member medical information.

- Empire does not disclose Member nonpublic personal information, including Member medical information, to any of Empire affiliates or to nonaffiliated third parties, except as permitted by law to allow Empire to conduct business.
- Disclosure of confidential information to external vendors for purposes of payment or healthcare operations is made only in accordance with appropriate confidentiality agreements and contractual arrangements. Data shared with external entities for measurement purposes or research is released only in accordance with appropriate confidentiality agreements and contractual arrangements or in an aggregate form that does not allow for direct or indirect Member identification.
- Member medical information is not shared with the Member's employer, unless permitted or required by law. Because Empire is not a provider of medical services, it generally does not maintain medical records created by the Member's provider of service. If a Member requires access to his or her provider's medical records, the Member should contact his or her provider to arrange access.
- Empire contractually requires all of its network practitioners and providers to comply with all state and federal laws regarding confidentiality of Member records to ensure the privacy and to protect the confidentiality of Members' medical information.
- When a Member becomes covered under an Empire health benefit plan, the Member agrees that Empire, or its designee, may use and/or disclose the Member's confidential medical information for purposes of payment and healthcare operations as permitted or required by law or regulation. In addition, each Empire Member agrees that any healthcare provider, healthcare pay or government agency shall furnish to Empire or its designee all records pertaining to medical history, services rendered and payments made for use and/or disclosure by Empire to administer the terms of the health benefit plan.
- A Member may request access to information that is maintained by or for Empire by calling Customer Service to arrange access. A Member may request an amendment of records maintained by and for Empire, or a Member may request an accounting of disclosures as permitted by law. Members can call Customer Service for more information.
- Generally, under state and federal law (e.g., the Health Insurance Portability and Accountability Act (HIPAA) Privacy Regulations), the use and disclosure of Member medical information for purposes of treatment, payment and healthcare operations that occur between a provider and a health plan, clearinghouse, another provider, or other insurance carrier is permitted without the necessity of seeking an authorization from the Member. For example, under HIPAA, determinations of medical necessity, appropriateness of care, justification of charges and utilization review activities are included within the definition of payment; and conducting quality assessment and improvement activities, reviewing the qualifications of healthcare providers and conducting fraud and abuse detection and compliance programs are included within the definition of healthcare operations.
- Except as stated above and as may be permitted or required by law, Empire does not release confidential Member medical information to anyone outside Empire without a specific "written authorization" to release authorized by the Member or Member's designee, which may be revoked at any time. The authorization must be signed and dated and must specify:
 - The information that can be disclosed and to whom
 - What the information will be used for

- The time period for which the authorization applies

NOTICE OF PRIVACY PRACTICES (AS DIRECTED TOWARDS MEMBERS)

Empire respects the privacy and confidentiality of Member's medical information. Below is Empire's Notice of Privacy Practices, which summarizes Empire's Privacy Policy regarding Members. It is directed to, and was distributed to, Members in order to inform them of how information about them may be used and disclosed by Empire. This includes, but is not limited to, uses and disclosures for treatment, payment activities and healthcare operations. Empire encourages Providers, Facilities and anyone in the practice that handles Empire Members' health information to read the notice in order to become familiar with the privacy practices.

NOTICE OF PRIVACY PRACTICES Important information about your rights and our responsibilities

Protecting your personal health information is important. Each year, we're required to send you specific information about your rights and some of our duties to help keep your information safe. This notice combines three of these required yearly communications:

- State notice of privacy practices
- Health Insurance Portability and Accountability Act (HIPAA) notice of privacy practices
- Breast reconstruction surgery benefits

Would you like to go paperless and read this online or on your mobile app? Go to **empireblue.com** and sign up to get these notices by email.

State notice of privacy practices

When it comes to handling your health information, we follow relevant state laws, which are sometimes stricter than the federal HIPAA privacy law. This notice:

- Explains your rights and our duties under state law.
- Applies to health, dental, vision and life insurance benefits you may have.

Your state may give you additional rights to limit sharing your health information. Please call the Member Services phone number on your ID card for more details.

Your personal information

Your nonpublic (private) personal information (PI) identifies you and it's often gathered in an insurance matter. You have the right to see and correct your PI. We may collect, use and share your PI as described in this notice. Our goal is to protect your PI because your information can be used to make judgments about your health, finances, character, habits, hobbies, reputation, career and credit.

We may receive your PI from others, such as doctors, hospitals or other insurance companies. We may also share your PI with others outside our company — without your approval, in some cases. But we take reasonable measures to protect your information. If an activity requires us to give you a chance to opt out, we'll let you know and we'll let you know how to tell us you don't want your PI used or shared for an activity you can opt out of.

THIS NOTICE DESCRIBES HOW MEDICAL, VISION AND DENTAL INFORMATION ABOUT YOU MAY BE USED AND DISCLOSED, AND HOW YOU CAN GET ACCESS TO THIS INFORMATION WITH REGARD TO YOUR HEALTH BENEFITS. PLEASE READ CAREFULLY.

HIPAA notice of privacy practices

We keep the health and financial information of our current and former members private as required by law, accreditation standards and our own internal rules. We're also required by federal law to give you this notice to explain your rights and our legal duties and privacy practices.

Your protected health information

There are times we may collect, use and share your Protected Health Information (PHI) as allowed or required by law, including the HIPAA Privacy rule. Here are some of those times:

Payment: We collect, use and share PHI to take care of your account and benefits, or to pay claims for health care you get through your plan.

Health care operations: We collect, use and share PHI for your health care operations.

Treatment activities: We don't provide treatment, but we collect, use and share information about your treatment to offer services that may help you, including sharing information with others providing you treatment.

Examples of ways we use your information:

- We keep information on file about your premium and deductible payments.
- We may give information to a doctor's office to confirm your benefits.
- We may share explanation of benefits (EOB) with the subscriber of your plan for payment purposes.
- We may share PHI with your doctor or hospital so that they may treat you.
- We may use PHI to review the quality of care and services you get.
- We may use PHI to help you with services for conditions like asthma, diabetes or traumatic injury.
- We may collect and use publicly and/or commercially available data about you to support you and help you get health plan benefits and services.
- We may use your PHI to create, use or share de-identified data as allowed by HIPAA.
- We may also use and share PHI directly or indirectly with health information exchanges for payment, health care operations and treatment. If you don't want your PHI to be shared in these situations, visit anthem.com/privacy for more information.

Sharing your PHI with you: We must give you access to your own PHI. We may also contact you about treatment options or other health-related benefits and services. When you or your dependents reach a certain age, we may tell you about other plans or programs for which you may be eligible, including individual coverage. We may also send you reminders about routine medical checkups and tests. You may get emails that have limited PHI, such as welcome materials. We'll ask your permission before we contact you.

Sharing your PHI with others: In most cases, if we use or share your PHI outside of treatment, payment, operations or research activities, we have to get your okay in writing first. We must also get your written permission before:

- Using your PHI for certain marketing activities.
- Selling your PHI.
- Sharing any psychotherapy notes from your doctor or therapist.

We may also need your written permission for other situations not mentioned above. You always have the right to cancel any written permission you have given at any time.

You have the right and choice to tell us to:

- Share information with your family, close friends or others involved with your current treatment or payment for your care.
- Share information in an emergency or disaster relief situation.

If you can't tell us your preference, for example in an emergency or if you're unconscious, we may share your PHI if we believe it's in your best interest. We may also share your information when needed to lessen a serious and likely threat to your health or safety.

Other reasons we may use or share your information:

We are allowed, and in some cases required, to share your information in other ways — usually

for the good of the public, such as public health and research. We can share your information for these specific purposes:

- Helping with public health and safety issues, such as:
 - Preventing disease
 - Helping with product recalls
 - Reporting adverse reactions to medicines
 - Reporting suspected abuse neglect, or domestic violence
 - Preventing or reducing a serious threat to anyone's health or safety
- Doing health research.
- Obeying the law, if it requires sharing your information.
- Responding to organ donation groups for research and certain reasons.
- Addressing workers' compensation, law enforcement and other government requests, and to alert proper authorities if we believe you may be a victim of abuse or other crimes.
- Responding to lawsuits and legal actions.

If you're enrolled with us through an employer, we may share your PHI with your group health plan. If the employer pays your premium or part of it, but doesn't pay your health insurance claims, your employer can only have your PHI for permitted reasons and is required by law to protect it.

Authorization: We'll get your written permission before we use or share your PHI for any purpose not stated in this notice. You may cancel your permission at any time, in writing. We will then stop using your PHI for that purpose. But if we've already used or shared your PHI with your permission, we cannot undo any actions we took before you told us to stop.

Genetic information: We cannot use your genetic information to decide whether we'll give you coverage or decide the price of that coverage.

Race, ethnicity and language: We may receive race, ethnicity and language information about you and protect this information as described in this notice. We may use this information to help you, including identifying your specific needs, developing programs and educational materials and offering interpretation services. We don't use race, ethnicity and language information to decide whether we'll give you coverage, what kind of coverage and the price of that coverage. We don't share this information with unauthorized persons.

Your rights

Under federal law, you have the right to:

- Send us a written request to see or get a copy of your PHI, including a request for a copy of your PHI through email. Remember, there's a risk your PHI could be read by a third party when it's sent unencrypted, meaning regular email. So we will first confirm that you want to get your PHI by unencrypted email before sending it to you. We will provide you a copy of your PHI usually within 30 days of your request. If we need more time, we will let you know.
- Ask that we correct your PHI that you believe is wrong or incomplete. If someone else, such as your doctor, gave us the PHI, we'll let you know so you can ask him or her to correct it. We may say "no" to your request, but we'll tell you why in writing within 60 days.
- Send us a written request not to use your PHI for treatment, payment or health care operations activities. We may say "no" to your request, but we'll tell you why in writing.
- Request confidential communications. You can ask us to send your PHI or contact you using other ways that are reasonable. Also, let us know if you want us to send your mail to a different address if sending it to your home could put you in danger.
- Send us a written request to ask us for a list of those with whom we've shared your PHI. We will provide you a list usually within 60 days of your request. If we need more time, we will let you know.
- Ask for a restriction for services you pay for out of your own pocket: If you pay in full for

any medical services out of your own pocket, you have the right to ask for a restriction. The restriction would prevent the use or sharing of that PHI for treatment, payment or operations reasons. If you or your provider submits a claim to us, we may not agree to a restriction (see “Your rights” above). If a law requires sharing your information, we don’t have to agree to your restriction.

- Call Member Services at the phone number on your ID card to use any of these rights. A representative can give you the address to send the request. They can also give you any forms we have that may help you with this process.

How we protect information

We’re dedicated to protecting your PHI, and we’ve set up a number of policies and information practices to help keep your PHI secure and private. If we believe your PHI has been breached, we must let you know.

We keep your oral, written and electronic PHI safe using the right procedures, and through physical and electronic ways. These safety measures follow federal and state laws. Some of the ways we keep your PHI safe include securing offices that hold PHI, password-protecting computers, and locking storage areas and filing cabinets. We require our employees to protect PHI through written policies and procedures. These policies limit access to PHI to only those employees who need the data to do their jobs. Employees are also required to wear ID badges to help keep unauthorized people out of areas where your PHI is kept. Also, where required by law, our business partners must protect the privacy of data we share with them as they work with us. They’re not allowed to give your PHI to others without your written permission, unless the law allows it and it’s stated in this notice.

Potential impact of other applicable laws

HIPAA, the federal privacy law, generally doesn’t cancel other laws that give people greater impact of other privacy protections. As a result, if any state or federal privacy law requires us to give you applicable laws more privacy protections, then we must follow that law in addition to HIPAA.

Calling or texting you

We, including our affiliates and/or vendors, may call or text you by using an automatic telephone dialing system and/or an artificial voice. But we only do this in accordance with the Telephone Consumer Protection Act (TCPA). The calls may be about treatment options or other health-related benefits and services for you. If you don’t want to be contacted by phone, just let the caller know or call 1-844-203-3796 to add your phone number to our Do Not Call list. We will then no longer call or text you.

Complaints

If you think we haven’t protected your privacy, you can file a complaint with us at the Member Services phone number on your ID Card. You may also file a complaint with the U.S. Department of Health and Human Services Office for Civil Rights by visiting hhs.gov/ocr/privacy/hipaa/complaints/. We will not take action against you for filing a complaint.

Contact information

You may call us at the Member Services phone number on your ID card. Our representatives can help you apply your rights, file a complaint or talk with you about privacy issues.

Copies and changes

You have the right to get a new copy of this notice at any time. Even if you have agreed to get this notice by electronic means, you still have the right to ask for a paper copy. We reserve the right to change this notice. A revised notice will apply to PHI we already have about you, as well as any PHI we may get in the future. We’re required by law to follow the privacy notice that’s in

effect at this time. We may tell you about any changes to our notice through a newsletter, our website or a letter.

Effective date of this notice

The original effective date of this Notice was April 14, 2003. The most recent revision is noted in the footer at the end of this document.

Breast reconstruction surgery benefits

A mastectomy that's covered by your health plan includes benefits that comply with the Women's Health and Cancer Rights Act of 1998, which provides for:

- Reconstruction of the breast(s) that underwent a covered mastectomy.
- Surgery and reconstruction of the other breast to restore a symmetrical appearance.
- Prostheses and coverage for physical complications related to all stages of a covered mastectomy, including lymphedema.

You'll pay your usual deductible, copay and/or coinsurance. For details, contact your plan administrator.

For more information about the Women's Health and Cancer Rights Act, go to the United States Department of Labor website at www.dol.gov/agencies/ebsa/laws-and-regulations/laws/whcra.

It's important we treat you fairly

We follow federal civil rights laws in our health programs and activities. We don't discriminate, exclude people, or treat them differently based on race, color, national origin, sex, age or disability. If you have disabilities, we offer free aids and services. If your main language isn't English, we offer help for free through interpreters and other written languages. Call the Member Services number on your ID card for help (TTY/TDD:711).

If you think we failed to offer these services or discriminated based on race, color, national origin, age, disability, or sex, you can file a complaint, also known as a grievance. You can file a complaint through one of these ways:

- Write to Compliance Coordinator, P.O. Box 27401, Mail Drop VA2002-N160 Richmond, VA 23279.
- File a complaint with the U.S. Department of Health and Human Services, Office for Civil Rights at 200 Independence Avenue, SW; Room 509F, HHH Building; Washington, D.C. 20201.
- Call 1-800-368-1019 (TDD: 1-800-537-7697).
- Go online at ocrportal.hhs.gov/ocr/portal/lobby.jsf and fill out a complaint form at hhs.gov/ocr/office/file/index.html.

Get help in your language

One more right that you have the right to get this information in your language for free. If you'd like extra help to understand this in another language, call the Member Services number on your ID card (TTY/TDD: 711).

Aside from helping you understand your privacy rights in another language, we also offer this notice in a different format for members with visual impairments. If you need a different format, please call the Member Services number on your ID card.

(Revision 5/18; Reviewed 3/2021)

CONFIDENTIALITY OF HIV INFORMATION

Providers are reminded that they are obligated by law to comply with the confidentiality restrictions of Public Health Law Article 27-F and Section 2784, dealing with patient-specific information related to HIV infection.

Providers are also reminded of the following requirements.

Providers shall develop policy and procedures to assure confidentiality of HIV related information. The policy and procedures must include:

- Initial and annual in-service education of staff, contractors
- Identification of staff allowed access and limits of access
- Procedure to limit access to trained staff (including contractors)
- Protocol for secure storage (including electronic storage)
- Procedures for handling for HIV/related information
- Protocols to protect person with or suspected of having HIV infection from discrimination

Providers are also reminded of the following requirements.

- Required HIV pre-testing counseling with clinical recommendation of testing for all pregnant women. Those women and newborns must have access to services for positive management of HIV disease, psychosocial support and case management for medical, social, and addictive services.